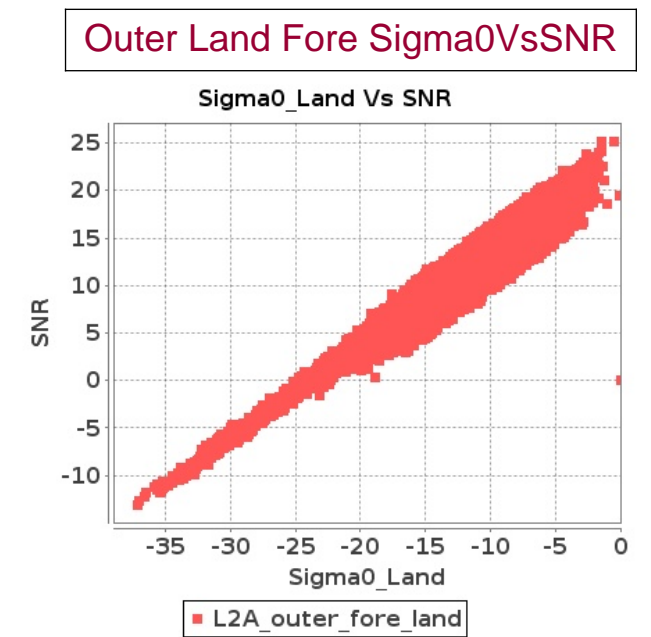
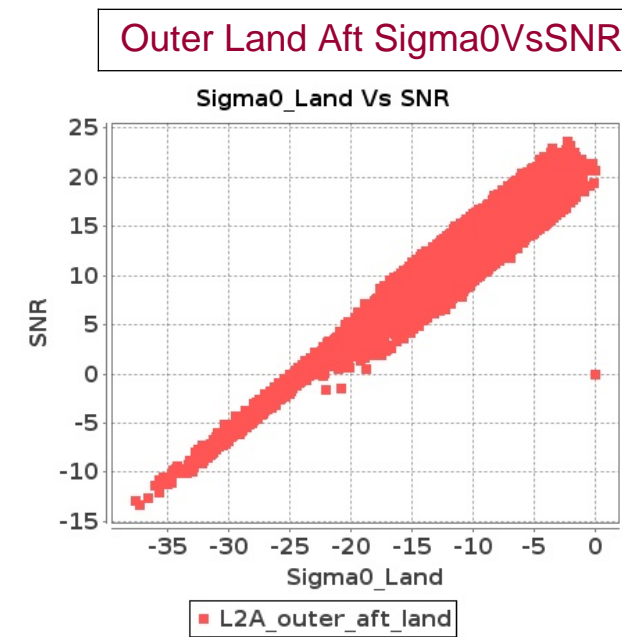
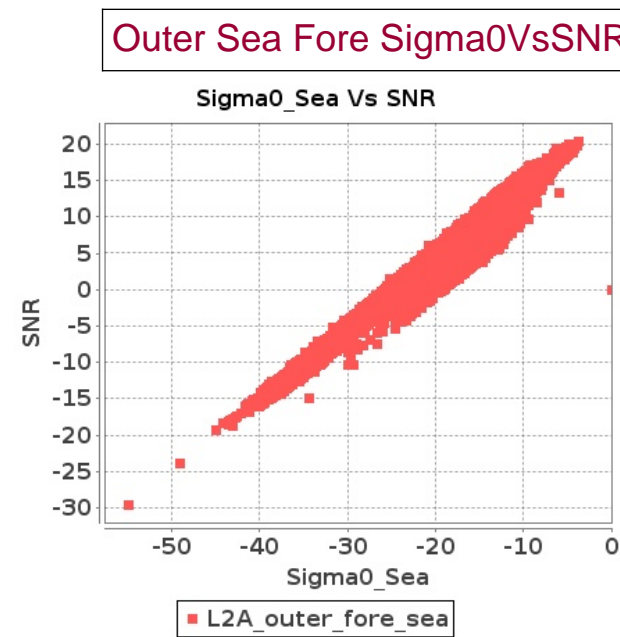
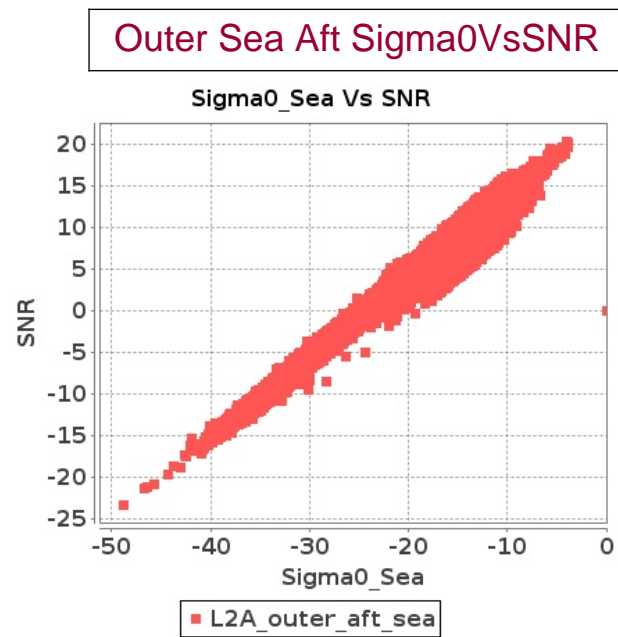
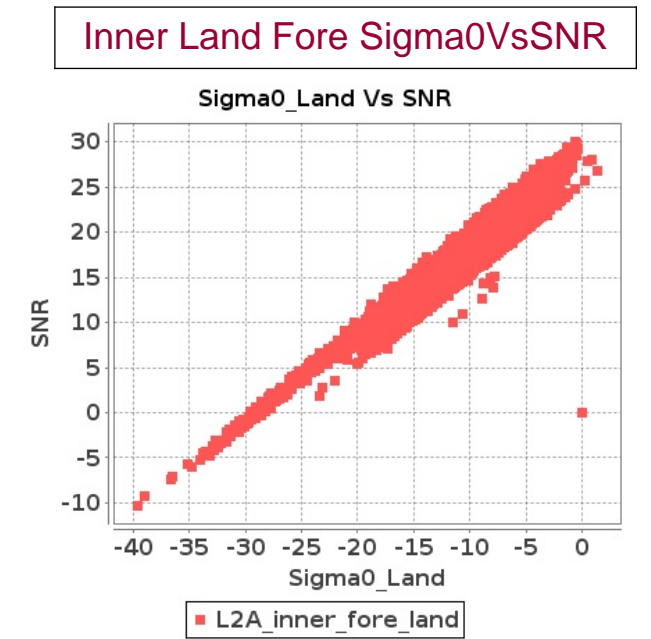
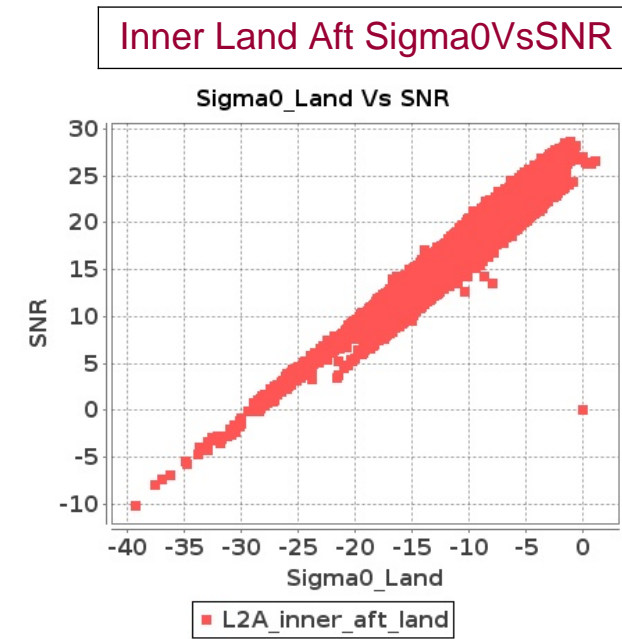
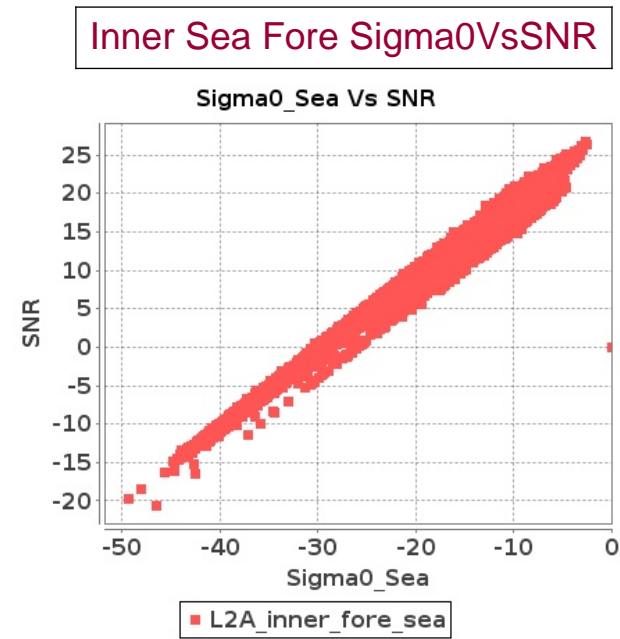
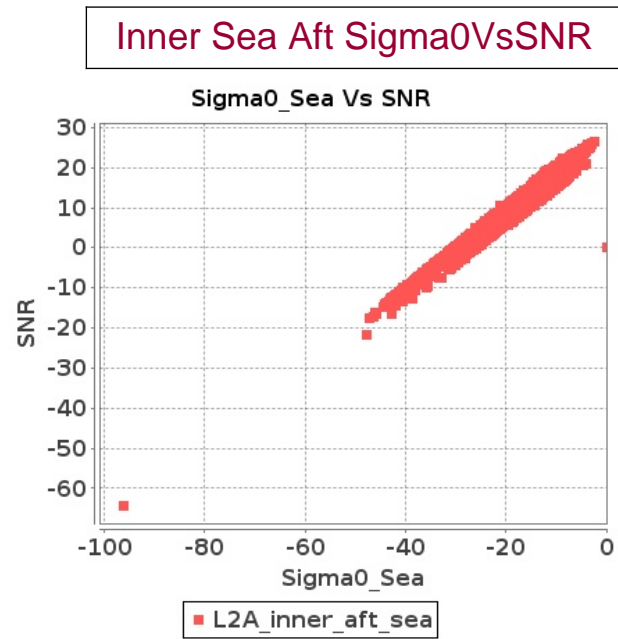


SCATSAT-1 Scatterometer Level-2A Data Quality Cycle wise Report

Report between 06-FEB-2017 To 07-FEB-2017



SCATSAT-1 Scatterometer Level-2A Data Quality Cycle wise Report

Report between 06-FEB-2017 To 07-FEB-2017

Sr No	Start Orbit	End Orbit	Dir.	Ver.	SNR												Sigma0											
					Inner Aft			Inner Fore			Outer Aft			Outer Fore			Inner Aft			Inner Fore			Outer Aft			Outer Fore		
					Min	Max	BadOcc (%)	Min	Max	BadOcc (%)	Min	Max	BadOcc (%)	Min	Max	BadOcc (%)	Min	Max	BadOcc (%)	Min	Max	BadOcc (%)	Min	Max	BadOcc (%)	Min	Max	BadOcc (%)
1	1926	1927	SN	1	0.0	51.213	2.334	0.0	53.158	3.127	0.0	41.577	2.182	0.0	46.306	3.531	0.0	49.182	1.777	0.0	51.433	2.377	0.0	38.177	1.741	0.0	43.493	1.848
2	1926	1927	SN	1	0.0	50.264	0.552	0.0	37.66	0.855	0.0	42.383	0.703	0.0	39.688	1.283	0.0	45.391	0.443	0.0	35.127	0.555	0.0	37.195	0.52	0.0	34.947	0.569
3	1927	1928	SN	1	0.0	49.065	6.271	0.0	52.462	6.587	0.0	47.632	4.662	0.0	43.854	5.607	0.0	48.346	6.13	0.0	54.242	5.978	0.0	48.731	4.534	0.0	40.112	4.466
4	1927	1928	SN	1	0.0	40.556	1.764	0.0	48.364	1.732	0.0	44.53	1.374	0.0	41.133	1.848	0.0	42.725	1.741	0.0	44.676	1.451	0.0	41.845	1.436	0.0	36.824	1.336
5	1927	1928	NS	1	0.0	48.231	1.509	0.0	43.635	1.53	0.0	45.154	1.139	0.0	46.215	1.803	0.0	47.692	1.361	0.0	45.113	1.087	0.0	46.739	1.121	0.0	43.175	0.937
6	1927	1928	NS	1	0.0	56.891	5.267	0.0	48.078	6.063	0.0	48.393	3.833	0.0	49.253	5.756	0.0	58.905	4.857	0.0	49.799	5.058	0.0	50.302	3.741	0.0	44.731	3.397
7	1928	1929	SN	1	0.0	51.534	5.352	0.0	49.603	6.195	0.0	40.931	4.991	0.0	41.885	6.746	0.0	49.199	5.427	0.0	50.753	5.774	0.0	44.272	5.432	0.0	39.385	5.447
8	1928	1929	SN	1	0.0	50.457	1.775	0.0	44.88	2.114	0.0	36.169	1.651	0.0	37.714	2.444	0.0	49.063	1.733	0.0	45.05	1.887	0.0	39.361	1.731	0.0	36.709	1.805
9	1928	1929	NS	1	0.0	47.457	6.63	0.0	57.773	7.3	0.0	42.012	5.401	0.0	45.782	7.724	0.0	50.04	6.688	0.0	57.442	6.814	0.0	41.4	5.621	0.0	43.503	5.94
10	1928	1929	NS	1	0.0	48.228	1.96	0.0	45.705	2.375	0.0	45.68	1.856	0.0	44.269	2.76	0.0	42.607	2.039	0.0	45.835	2.142	0.0	45.77	2.019	0.0	42.463	2.027
11	1929	1930	NS	1	0.0	45.582	3.976	0.0	41.368	5.801	0.0	39.448	3.606	0.0	42.055	6.431	0.0	44.798	3.992	0.0	40.416	5.332	0.0	42.152	4.053	0.0	37.382	4.576
12	1929	1930	SN	1	0.0	49.038	2.234	0.0	45.661	2.755	0.0	38.533	2.14	0.0	42.748	3.283	0.0	54.506	2.368	0.0	45.205	2.537	0.0	40.83	2.424	0.0	40.039	2.581
13	1929	1930	SN	1	0.0	44.379	7.076	0.0	46.559	8.398	0.0	40.511	6.119	0.0	42.047	9.075	0.0	45.448	7.425	0.0	46.178	7.914	0.0	41.498	7.036	0.0	39.094	7.812
14	1929	1930	NS	1	0.0	37.929	1.293	0.0	40.643	1.822	0.0	37.359	1.274	0.0	38.005	2.23	0.0	39.248	1.346	0.0	37.563	1.608	0.0	38.12	1.408	0.0	38.138	1.54
15	1930	1931	SN	1	0.0	46.671	5.532	0.0	56.37	6.756	0.0	45.818	4.639	0.0	42.897	7.059	0.0	47.679	5.357	0.0	52.818	5.53	0.0	41.403	4.639	0.0	40.456	4.796
16	1930	1931	NS	1	0.0	42.337	1.172	0.0	44.968	1.28	0.0	47.14	0.983	0.0	41.023	1.573	0.0	43.264	1.091	0.0	45.867	0.994	0.0	44.756	0.895	0.0	39.292	0.822
17	1930	1931	SN	1	0.0	43.344	1.761	0.0	38.933	2.062	0.0	38.653	1.63	0.0	40.295	2.7	0.0	42.885	1.657	0.0	37.012	1.659	0.0	38.819	1.586	0.0	37.397	1.655
18	1930	1931	NS	1	0.0	48.392	4.286	0.0	53.385	5.092	0.0	48.825	3.479	0.0	44.682	5.309	0.0	51.181	4.035	0.0	51.261	4.078	0.0	47.477	3.252	0.0	43.946	3.085
19	1931	1932	NS	1	0.0	49.278	3.624	0.0	50.704	4.054	0.0	43.477	3.344	0.0	47.742	5.594	0.0	49.59	3.206	0.0	52.114	3.241	0.0	41.822	2.875	0.0	48.202	3.419
20	1931	1932	SN	1	0.0	47.668	4.36	0.0	47.47	5.848	0.0	41.627	4.561	0.0	41.959	7.101	0.0	48.767	4.161	0.0	50.276	4.98	0.0	41.379	4.504	0.0	39.413	4.767
21	1931	1932	NS	1	0.0	45.917	0.977	0.0	48.412	1.203	0.0	48.556	0.983	0.0	44.467	1.848	0.0	46.462	0.907	0.0	44.888	0.881	0.0	45.322	0.868	0.0	39.008	1.001
22	1931	1932	SN	1	0.0	39.025	1.366	0.0	42.515	1.886	0.0	38.904	1.435	0.0	40.386	2.618	0.0	36.785	1.312	0.0	42.824	1.527	0.0	37.754	1.439	0.0	38.915	1.684
23	1932	1933	SN	1	0.0	42.471	1.876	0.0	53.37	2.131	0.0	41.215	1.611	0.0	47.422	2.559	0.0	40.549	1.724	0.0	49.352	1.712	0.0	46.107	1.533	0.0	45.351	1.678
24	1932	1933	NS	1	0.0	55.766	4.872	0.0	53.458	6.323	0.0	46.6	4.452	0.0	45.654	7.705	0.0	54.473	4.478	0.0	52.752	5.109	0.0	47.14	4.026	0.0	44.299	4.748
25	1932	1933	NS	1	0.0	47.335	1.551	0.0	46.238	1.939	0.0	42.236	1.576	0.0	42.706	2.754	0.0	45.168	1.331	0.0	46.982	1.468	0.0	40.23	1.392	0.0	41.736	1.474
26	1932	1933	SN	1	0.0	49.247	6.014	0.0	52.955	7.115	0.0	48.169	5.059	0.0	40.172	7.465	0.0	48.671	5.632	0.0	53.048	6.122	0.0	50.147	4.838	0.0	41.642	5.581
27	1933	1934	SN	1	0.0	46.645	2.119	0.0	46.951	2.039	0.0	41.031	1.618	0.0	45.282	2.038	0.0	43.453	2.111	0.0	50.341	1.749	0.0	42.895	1.654	0.0	41.089	1.513
28	1933	1934	NS	1	0.0	49.289	4.511	0.0	53.41	5.376	0.0	44.431	4.139	0.0	45.616	6.099	0.0	49.665	4.444	0.0	53.436	4.673	0.0	41.453	4.004	0.0	43.671	4.236
29	1933	1934	SN	1	0.0	54.963	6.986	0.0	47.652	7.448	0.0	45.845	5.202	0.0	47.928	6.68	0.0	54.839	6.928	0.0	48.011	6.664	0.0	45.319	5.522	0.0	41.782	5.267
30	1933	1934	NS	1	0.0	45.545	1.333	0.0	50.12	1.755	0.0	42.021	1.32	0.0	38.892	2.052	0.0	45.759	1.304	0.0	48.38	1.443	0.0	44.513	1.376	0.0	36.355	1.269
31	1934	1935	NS	1	0.0	49.131	3.742	0.0	46.367	4.113	0.0	42.685	3.352	0.0	44.752	4.955	0.0	53.227	3.616	0.0	48.745	3.552	0.0	44.715	2.834	0.0	44.246	3.114

Parameter Specifications	Parameters	SNR	Sigma0	■ Normal	■ Deviations
	Range	20.0	20.0	■ Alarming	■ High Errors

32	1934	1935	SN	1	0.0	53.842	3.897	0.0	57.564	4.361	0.0	48.344	3.349	0.0	48.529	4.377	0.0	54.213	3.681	0.0	58.036	3.844	0.0	50.237	3.199	0.0	49.132	2.785
33	1934	1935	NS	1	0.0	43.174	1.101	0.0	50.706	1.263	0.0	39.289	0.957	0.0	40.989	1.707	0.0	47.995	1.035	0.0	53.889	1.037	0.0	39.092	0.831	0.0	36.119	0.957
34	1934	1935	SN	1	0.0	44.752	1.091	0.0	51.54	1.158	0.0	42.403	1.003	0.0	44.529	1.328	0.0	45.527	1.045	0.0	49.647	0.923	0.0	42.325	0.932	0.0	43.608	0.768
35	1935	1936	SN	1	0.0	48.99	5.957	0.0	54.341	6.32	0.0	47.33	5.247	0.0	42.587	6.19	0.0	50.846	6.098	0.0	53.878	5.72	0.0	42.641	5.588	0.0	41.272	5.105
36	1935	1936	NS	1	0.0	51.752	7.182	0.0	51.685	7.994	0.0	44.854	5.714	0.0	42.326	8.227	0.0	51.912	7.073	0.0	52.634	7.282	0.0	45.288	5.969	0.0	41.466	5.909
37	1935	1936	SN	1	0.0	47.437	1.871	0.0	44.687	1.959	0.0	40.349	1.681	0.0	39.074	2.148	0.0	46.501	2.005	0.0	41.536	1.758	0.0	45.126	1.811	0.0	35.724	1.618
38	1935	1936	NS	1	0.0	46.467	2.181	0.0	50.562	2.402	0.0	46.187	1.812	0.0	43.994	2.744	0.0	45.048	2.181	0.0	48.428	2.08	0.0	44.66	1.896	0.0	40.675	1.773
39	1936	1937	SN	1	0.0	43.059	1.942	0.0	48.494	2.035	0.0	41.573	1.683	0.0	38.612	2.392	0.0	45.16	1.986	0.0	47.648	1.884	0.0	45.094	1.928	0.0	36.102	1.855
40	1936	1937	NS	1	0.0	54.094	1.698	0.0	50.001	2.282	0.0	45.766	1.802	0.0	40.043	2.782	0.0	53.677	1.812	0.0	50.13	2.031	0.0	44.061	1.995	0.0	39.419	2.106
41	1936	1937	NS	1	0.0	55.147	5.575	0.0	50.333	7.156	0.0	44.73	5.247	0.0	49.659	7.971	0.0	56.035	5.768	0.0	52.103	6.595	0.0	45.298	5.751	0.0	44.388	6.4
42	1936	1937	SN	1	0.0	45.852	6.165	0.0	46.224	6.663	0.0	42.454	5.368	0.0	46.648	6.861	0.0	47.624	6.298	0.0	44.5	5.837	0.0	44.814	5.965	0.0	44.869	5.626
43	1937	1938	NS	1	0.0	44.32	5.941	0.0	45.013	8.027	0.0	42.051	5.431	0.0	38.989	9.351	0.0	45.998	6.0	0.0	44.322	7.214	0.0	41.618	5.75	0.0	40.681	6.812
44	1937	1938	SN	1	0.0	55.013	3.365	0.0	50.496	4.628	0.0	48.656	2.993	0.0	46.738	4.24	0.0	54.232	3.282	0.0	53.127	3.685	0.0	45.925	2.766	0.0	42.636	2.691
45	1937	1938	SN	1	0.0	49.089	0.993	0.0	41.586	1.269	0.0	42.875	0.896	0.0	45.568	1.394	0.0	50.952	0.934	0.0	41.709	1.007	0.0	43.506	0.792	0.0	43.314	0.798
46	1937	1938	NS	1	0.0	43.109	1.925	0.0	40.85	2.85	0.0	35.747	2.0	0.0	39.405	3.422	0.0	44.26	1.916	0.0	37.308	2.405	0.0	35.942	1.991	0.0	36.311	2.37
47	1938	1939	SN	1	0.0	47.513	0.516	0.0	40.839	0.749	0.0	36.845	0.579	0.0	42.278	0.946	0.0	50.111	0.426	0.0	39.853	0.527	0.0	38.044	0.415	0.0	36.918	0.474
48	1938	1939	NS	1	0.0	44.947	4.703	0.0	55.042	5.991	0.0	45.714	4.387	0.0	41.24	7.409	0.0	46.532	4.736	0.0	51.469	5.186	0.0	39.557	4.615	0.0	38.474	4.942
49	1938	1939	SN	1	0.0	42.741	1.994	0.0	52.705	3.06	0.0	43.132	2.097	0.0	44.543	3.47	0.0	47.001	1.695	0.0	48.868	2.418	0.0	45.739	1.727	0.0	41.244	1.913
50	1938	1939	NS	1	0.0	45.728	1.522	0.0	38.963	1.97	0.0	36.667	1.566	0.0	39.537	2.759	0.0	44.49	1.507	0.0	36.712	1.613	0.0	37.164	1.531	0.0	36.318	1.665
51	1939	1940	NS	1	0.0	56.368	5.758	0.0	47.261	7.632	0.0	43.932	5.198	0.0	49.355	8.945	0.0	58.28	5.574	0.0	47.53	6.291	0.0	43.207	5.091	0.0	46.639	5.838
52	1939	1940	NS	1	0.0	49.224	1.941	0.0	48.983	2.426	0.0	42.001	1.744	0.0	45.98	3.46	0.0	48.092	1.822	0.0	47.485	1.975	0.0	47.03	1.788	0.0	39.777	2.131
53	1939	1940	SN	1	0.0	53.087	3.969	0.0	42.889	4.884	0.0	47.949	3.618	0.0	39.609	5.821	0.0	50.381	3.96	0.0	44.223	4.234	0.0	47.071	3.66	0.0	37.259	3.973
54	1940	1941	NS	1	0.0	49.533	2.108	0.0	45.674	2.362	0.0	46.02	1.844	0.0	42.392	3.115	0.0	47.055	2.018	0.0	47.255	2.052	0.0	38.84	1.976	0.0	38.563	2.085
55	1940	1941	NS	1	0.0	54.798	6.745	0.0	49.67	7.987	0.0	46.631	5.751	0.0	45.188	9.059	0.0	53.462	6.707	0.0	50.59	7.284	0.0	46.388	6.043	0.0	41.387	6.451
56	1941	1942	SN	1	0.0	52.001	4.376	0.0	49.594	4.936	0.0	45.616	3.419	0.0	47.75	4.592	0.0	50.972	4.326	0.0	48.288	4.269	0.0	45.278	3.369	0.0	42.455	3.514
57	1941	1942	SN	1	0.0	42.188	1.227	0.0	43.482	1.383	0.0	38.992	1.095	0.0	39.529	1.476	0.0	42.955	1.248	0.0	40.921	1.156	0.0	38.557	1.12	0.0	37.002	1.059
58	1941	1942	NS	1	0.0	50.958	1.471	0.0	49.663	1.892	0.0	44.732	1.348	0.0	44.571	2.019	0.0	46.49	1.35	0.0	48.056	1.384	0.0	42.065	1.259	0.0	40.364	1.108
59	1941	1942	NS	1	0.0	55.301	5.306	0.0	52.233	6.674	0.0	48.724	4.346	0.0	48.797	6.133	0.0	59.418	4.72	0.0	53.912	5.676	0.0	44.01	4.197	0.0	43.168	4.055
60	1942	1943	SN	1	0.0	42.657	1.987	0.0	47.476	2.163	0.0	38.912	1.617	0.0	41.693	2.265	0.0	45.301	2.195	0.0	47.809	2.042	0.0	41.434	1.838	0.0	37.61	1.879
61	1942	1943	NS	1	0.0	48.506	0.791	0.0	57.284	1.066	0.0	39.02	0.673	0.0	45.938	1.481	0.0	48.734	0.68	0.0	53.897	0.759	0.0	35.819	0.577	0.0	44.532	0.648
62	1942	1943	NS	1	0.0	45.734	2.912	0.0	54.56	3.933	0.0	46.268	2.342	0.0	50.032	4.633	0.0	47.574	2.636	0.0	52.875	3.23	0.0	49.936	2.108	0.0	48.54	2.544
63	1942	1943	SN	1	0.0	48.69	6.466	0.0	45.946	7.11	0.0	41.644	4.96	0.0	45.257	6.707	0.0	48.326	6.607	0.0	45.862	6.877	0.0	44.576	5.67	0.0	45.414	5.951
64	1943	1944	SN	1	0.0	49.849	6.142	0.0	46.244	6.577	0.0	45.986	5.251	0.0	46.917	6.65	0.0	48.155	6.076	0.0	46.472	5.869	0.0	45.317	5.833	0.0	44.37	5.53
65	1943	1944	NS	1	0.0	52.335	7.847	0.0	53.189	8.153	0.0	43.033	6.338	0.0	40.649	7.833	0.0	54.656	8.684	0.0	52.352	8.254	0.0	44.866	7.608	0.0	38.601	7.684
66	1943	1944	NS	1	0.0	41.706	2.486	0.0	43.067	2.606	0.0	38.661	2.322	0.0	41.913	2.833	0.0	44.372	2.857	0.0	45.689	2.716	0.0	38.02	2.799	0.0	36.839	2.542
67	1943	1944	SN	1	0.0	43.076	1.863	0.0	47.963	2.195	0.0	38.629	1.865	0.0	39.509	2.478	0.0	49.553	1.909	0.0	44.396	1.925	0.0	40.706	1.975	0.0	36.837	1.897

Parameter Specifications	Parameters	SNR	Sigma0	Normal	Deviations
	Range	20.0	20.0		

68	1944	1945	SN	1	0.0	44.736	1.588	0.0	42.946	2.126	0.0	40.785	1.659	0.0	38.913	2.852	0.0	42.997	1.456	0.0	40.934	1.608	0.0	40.393	1.487	0.0	36.005	1.651
69	1944	1945	SN	1	0.0	41.936	4.873	0.0	43.079	5.968	0.0	47.81	4.888	0.0	44.705	7.142	0.0	45.16	4.558	0.0	41.277	4.785	0.0	46.103	4.768	0.0	42.909	4.759
70	1944	1945	NS	1	0.0	55.22	3.873	0.0	49.629	5.642	0.0	42.645	3.222	0.0	47.907	6.326	0.0	54.876	3.371	0.0	54.111	4.445	0.0	41.895	3.073	0.0	42.895	3.731
71	1944	1945	NS	1	0.0	42.142	1.087	0.0	40.845	1.599	0.0	38.007	1.056	0.0	42.001	2.207	0.0	42.641	1.009	0.0	42.875	1.222	0.0	36.965	0.941	0.0	36.816	1.16
72	1945	1946	SN	1	0.0	46.579	4.549	0.0	43.946	5.127	0.0	40.815	3.83	0.0	41.534	6.328	0.0	46.199	4.367	0.0	42.168	4.352	0.0	37.675	3.879	0.0	39.251	4.388
73	1945	1946	NS	1	0.0	48.847	3.589	0.0	47.361	3.892	0.0	45.831	3.293	0.0	43.075	4.521	0.0	52.739	3.539	0.0	47.907	3.29	0.0	42.065	2.931	0.0	41.515	2.665
74	1945	1946	SN	1	0.0	43.619	1.435	0.0	39.506	1.694	0.0	36.755	1.457	0.0	45.599	2.453	0.0	43.118	1.358	0.0	38.146	1.386	0.0	35.912	1.402	0.0	40.321	1.614
75	1945	1946	NS	1	0.0	45.799	0.881	0.0	44.925	1.08	0.0	43.345	0.882	0.0	42.351	1.387	0.0	45.946	0.894	0.0	42.856	0.858	0.0	38.557	0.779	0.0	35.234	0.769
76	1946	1947	NS	1	0.0	42.819	1.683	0.0	40.92	1.915	0.0	41.071	1.605	0.0	42.929	2.466	0.0	41.262	1.547	0.0	41.654	1.347	0.0	44.472	1.502	0.0	38.235	1.313
77	1946	1947	SN	1	0.0	56.419	6.11	0.0	44.783	7.404	0.0	48.802	5.095	0.0	43.194	7.47	0.0	53.93	6.177	0.0	45.168	6.637	0.0	45.518	5.293	0.0	44.291	5.843
78	1946	1947	NS	1	0.713	55.499	5.683	0.0	53.949	6.562	0.0	50.33	4.99	0.0	43.983	7.654	0.482	57.054	5.348	0.0	53.017	5.256	0.0	51.315	5.005	0.0	39.427	4.634
79	1946	1947	SN	1	0.0	46.07	1.897	0.0	47.776	2.292	0.0	40.131	1.59	0.0	41.486	2.677	0.0	46.6	1.889	0.0	43.032	1.902	0.0	41.683	1.764	0.0	38.453	1.847
80	1947	1948	NS	1	0.0	47.171	1.291	0.0	48.715	2.006	0.0	38.254	1.385	0.0	43.557	2.477	0.0	47.265	1.183	0.0	47.833	1.392	0.0	40.631	1.217	0.0	40.403	1.332
81	1947	1948	NS	1	0.0	53.153	4.66	0.0	47.149	6.504	0.0	42.0	3.876	0.0	45.479	7.014	0.0	50.211	4.393	0.0	45.88	4.905	0.0	41.706	3.642	0.0	44.505	4.115
82	1947	1948	SN	1	0.0	51.062	2.287	0.0	44.059	2.461	0.0	41.271	1.802	0.0	41.209	2.411	0.0	49.962	2.279	0.0	42.707	2.202	0.0	40.62	2.036	0.0	38.033	1.792
83	1947	1948	SN	1	0.0	53.642	7.51	0.0	48.426	8.429	0.0	44.055	5.754	0.0	51.048	7.436	0.0	50.881	7.469	0.0	51.014	7.595	0.0	48.5	6.216	0.0	47.775	6.145
84	1948	1949	SN	1	0.0	52.473	6.265	0.0	54.318	6.359	0.0	47.494	4.596	0.0	46.067	6.045	0.0	52.292	6.008	0.0	52.524	5.509	0.0	49.546	3.921	0.0	43.293	3.954
85	1948	1949	NS	1	0.0	45.93	3.631	0.0	47.027	4.159	0.0	39.798	3.158	0.0	40.216	4.293	0.0	43.063	3.665	0.0	49.276	3.548	0.0	42.086	3.158	0.0	38.099	2.921
86	1948	1949	SN	1	0.0	47.437	1.762	0.0	52.872	1.657	0.0	39.339	1.263	0.0	41.789	1.732	0.0	47.822	1.658	0.0	51.339	1.412	0.0	40.664	1.11	0.0	40.49	1.005
87	1948	1949	NS	1	0.0	44.882	1.019	0.0	40.157	1.178	0.0	38.8	0.967	0.0	40.228	1.426	0.0	42.663	0.977	0.0	44.523	0.977	0.0	37.306	1.031	0.0	36.46	0.951
88	1949	1950	NS	1	0.0	45.236	1.57	0.0	49.4	1.94	0.0	37.372	1.314	0.0	43.5	2.191	0.0	48.779	1.564	0.0	45.257	1.558	0.0	38.455	1.307	0.0	42.608	1.23
89	1949	1950	SN	1	0.0	47.485	1.558	0.0	46.514	1.564	0.0	38.918	1.127	0.0	46.215	1.791	0.0	48.236	1.391	0.0	49.886	1.206	0.0	39.534	1.066	0.0	40.581	1.107
90	1949	1950	SN	1	0.0	55.54	4.995	0.0	49.962	5.55	0.0	41.378	3.958	0.0	50.225	5.174	0.0	54.224	4.613	0.0	51.258	4.617	0.0	41.843	3.702	0.0	43.883	3.433
91	1949	1950	NS	1	0.0	50.531	4.777	0.0	45.496	5.676	0.0	48.621	3.996	0.0	45.519	6.389	0.0	50.55	4.577	0.0	47.202	4.596	0.0	47.804	3.826	0.0	46.191	4.115
92	1950	1951	SN	1	0.0	48.817	2.306	0.0	49.649	2.638	0.0	35.32	1.755	0.0	43.022	2.747	0.0	45.192	2.398	0.0	45.092	2.35	0.0	36.52	2.067	0.0	40.34	2.138
93	1950	1951	NS	1	0.0	50.964	5.513	0.0	47.603	6.422	0.0	46.274	5.4	0.0	45.476	7.649	0.0	50.482	5.396	0.0	49.181	5.635	0.0	50.906	5.591	0.0	43.785	5.8
94	1950	1951	SN	1	0.0	41.463	7.36	0.0	48.257	7.892	0.0	41.856	5.406	0.0	44.165	7.486	0.0	43.573	7.484	0.0	48.008	7.433	0.0	43.474	6.081	0.0	40.622	6.273
95	1950	1951	NS	1	0.0	50.57	1.674	0.0	41.67	2.166	0.0	37.023	1.808	0.0	41.887	2.914	0.0	48.682	1.642	0.0	40.426	1.789	0.0	38.667	1.903	0.0	39.832	2.003
96	1951	1952	NS	1	0.0	43.07	1.421	0.0	40.569	1.751	0.0	37.167	1.465	0.0	42.694	2.329	0.0	42.385	1.503	0.0	39.212	1.471	0.0	35.994	1.476	0.0	36.754	1.514
97	1951	1952	SN	1	0.0	50.523	1.176	0.0	47.256	1.445	0.0	43.299	1.022	0.0	42.491	1.706	0.0	49.514	1.093	0.0	47.163	1.114	0.0	47.103	0.944	0.0	37.651	0.977
98	1951	1952	SN	1	0.0	51.181	4.484	0.0	54.157	5.001	0.0	43.676	3.568	0.0	44.991	5.162	0.0	52.755	4.036	0.0	54.256	4.117	0.0	45.275	3.014	0.0	42.324	3.441
99	1951	1952	NS	1	0.0	41.064	4.142	0.0	43.57	5.359	0.0	38.144	4.028	0.0	45.664	6.447	0.0	43.016	4.2	0.0	42.419	4.547	0.0	43.1	4.078	0.0	41.702	4.414
100	1952	1953	SN	1	0.0	47.569	3.528	0.0	48.591	3.509	0.0	46.353	3.241	0.0	44.948	4.148	0.0	44.487	3.096	0.0	46.83	2.667	0.0	46.768	2.673	0.0	42.023	2.434
101	1952	1953	NS	1	0.0	44.397	1.196	0.0	43.294	1.719	0.0	37.902	1.513	0.0	43.059	2.821	0.0	42.958	1.155	0.0	47.446	1.34	0.0	37.104	1.398	0.0	38.691	1.512
102	1952	1953	SN	1	0.0	48.099	0.913	0.0	45.293	0.791	0.0	45.555	0.962	0.0	42.864	1.139	0.0	45.42	0.809	0.0	46.166	0.585	0.0	40.096	0.792	0.0	38.225	0.572
103	1952	1953	NS	1	0.0	54.043	4.024	0.0	42.86	5.528	0.0	37.182	3.898	0.0	40.166	7.174	0.0	55.653	3.64	0.0	43.89	4.363	0.0	37.505	3.791	0.0	36.737	4.38

Parameter Specifications	Parameters	SNR	Sigma0	Normal	Deviations
	Range	20.0	20.0		

104	1953	1954	NS	1	0.0	46.388	1.575	0.0	45.844	2.105	0.0	37.847	1.652	0.0	39.798	2.971	0.0	47.551	1.532	0.0	45.406	1.698	0.0	40.194	1.635	0.0	35.352	1.718
105	1953	1954	NS	1	0.0	50.001	4.961	0.0	58.922	7.193	0.0	43.632	4.962	0.0	43.885	8.589	0.0	50.707	4.911	0.0	56.132	6.113	0.0	44.827	4.906	0.0	44.814	5.29
106	1953	1954	SN	1	0.0	47.545	2.473	0.0	50.528	3.825	0.0	47.982	2.701	0.0	44.773	4.898	0.0	50.129	2.15	0.0	47.27	3.008	0.0	45.95	2.381	0.0	42.801	3.106
107	1953	1954	SN	1	0.0	46.35	0.781	0.0	37.875	1.353	0.0	38.112	1.006	0.0	39.965	1.907	0.0	45.2	0.75	0.0	36.298	0.954	0.0	39.712	0.905	0.0	37.652	1.059
108	1954	1955	SN	1	0.0	49.523	4.333	0.0	48.85	5.482	0.0	36.766	3.959	0.0	42.327	6.204	0.0	49.297	4.034	0.0	49.849	4.424	0.0	38.683	4.03	0.0	36.413	4.127
109	1954	1955	SN	1	0.0	43.048	1.281	0.0	43.768	1.814	0.0	39.761	1.294	0.0	43.163	2.406	0.0	40.321	1.197	0.0	39.541	1.39	0.0	41.418	1.272	0.0	37.898	1.535
110	1954	1955	NS	1	0.0	39.795	1.439	0.0	41.571	1.933	0.0	39.049	1.583	0.0	44.602	2.284	0.0	39.592	1.395	0.0	40.634	1.637	0.0	40.366	1.635	0.0	39.819	1.425
111	1954	1955	NS	1	0.0	46.786	4.742	0.0	43.472	5.688	0.0	45.858	4.43	0.0	41.416	6.331	0.0	45.668	4.592	0.0	41.806	4.956	0.0	46.26	4.622	0.0	39.801	4.38
112	1955	1956	NS	1	0.0	43.548	1.532	0.0	41.566	1.879	0.0	39.433	1.415	0.0	42.307	2.264	0.0	43.311	1.403	0.0	39.707	1.48	0.0	40.72	1.353	0.0	39.596	1.315
113	1955	1956	NS	1	0.0	56.592	5.562	0.0	46.169	6.648	0.0	49.306	4.848	0.0	50.604	6.79	0.0	58.945	5.261	0.0	43.031	5.769	0.0	46.136	4.564	0.0	44.642	4.479

Parameter Specifications	Parameters	SNR	Sigma0
	Range	20.0	20.0

■ Normal ■ Deviations
■ Alarming ■ High Errors

Sr No	Start Orbit	End Orbit	Dir.	Ver.	Azimuth Angle												Incidence Angle											
					Inner Aft			Inner Fore			Outer Aft			Outer Fore			Inner Aft			Inner Fore			Outer Aft			Outer Fore		
					Min	Max	BadOcc (%)	Min	Max	BadOcc (%)	Min	Max	BadOcc (%)	Min	Max	BadOcc (%)	Min	Max	BadOcc (%)	Min	Max	BadOcc (%)	Min	Max	BadOcc (%)	Min	Max	BadOcc (%)
1	1926	1927	SN	1	0.0	31.833	24.037	0.0	33.832	24.243	0.0	77.541	11.407	0.0	43.651	11.764	0.0	1.891	0.0	1.956	0.0	0.0	2.17	0.0	0.0	2.228	0.0	
2	1926	1927	SN	1	0.0	25.727	13.254	0.0	27.451	13.057	0.0	51.676	2.296	0.0	31.143	2.532	0.0	1.868	0.0	1.938	0.0	0.0	2.165	0.0	0.0	2.214	0.0	
3	1927	1928	SN	1	0.0	31.838	23.989	0.0	33.779	24.272	0.0	79.554	11.384	0.0	44.159	11.8	0.0	1.893	0.0	1.956	0.0	0.0	2.169	0.0	0.0	2.227	0.0	
4	1927	1928	SN	1	0.0	25.739	13.278	0.0	27.44	13.047	0.0	80.982	2.305	0.0	34.325	2.539	0.0	1.868	0.0	1.938	0.0	0.0	2.163	0.0	0.0	2.214	0.0	
5	1927	1928	NS	1	0.0	27.479	13.046	0.0	25.369	13.633	0.0	251.01	5.241	0.0	110.967	4.748	0.0	1.916	0.0	1.895	0.0	0.0	2.234	0.0	0.0	2.213	0.0	
6	1927	1928	NS	1	0.0	37.428	24.51	0.0	31.667	24.636	0.0	352.069	14.928	0.0	105.116	14.78	0.0	1.93	0.0	1.911	0.0	0.0	2.242	0.0	0.0	2.213	0.0	
7	1928	1929	SN	1	0.0	29.66	24.102	0.0	34.061	24.351	0.0	64.465	11.531	0.0	44.478	12.005	0.0	1.894	0.0	1.957	0.0	0.0	2.17	0.0	0.0	2.231	0.0	
8	1928	1929	SN	1	0.0	25.739	13.204	0.0	27.517	13.091	0.0	43.795	2.338	0.0	26.461	2.583	0.0	1.87	0.0	1.938	0.0	0.0	2.164	0.0	0.0	2.213	0.0	
9	1928	1929	NS	1	0.0	37.4	24.519	0.0	31.711	24.619	0.0	352.13	14.919	0.0	54.025	14.766	0.0	1.92	0.0	1.913	0.0	0.0	2.241	0.0	0.0	2.214	0.0	
10	1928	1929	NS	1	0.0	27.501	13.041	0.0	25.419	13.629	0.0	267.307	5.243	0.0	46.69	4.707	0.0	1.915	0.0	1.902	0.0	0.0	2.233	0.0	0.0	2.214	0.0	
11	1929	1930	NS	1	0.0	38.089	24.523	0.0	31.711	24.625	0.0	54.367	14.907	0.0	54.769	14.759	0.0	1.923	0.0	1.913	0.0	0.0	2.238	0.0	0.0	2.214	0.0	
12	1929	1930	SN	1	0.0	25.744	13.285	0.0	27.536	13.133	0.0	129.001	2.426	0.0	170.215	2.578	0.0	1.872	0.0	1.918	0.0	0.0	2.165	0.0	0.0	2.212	0.0	
13	1929	1930	SN	1	0.0	31.899	24.095	0.0	34.582	24.302	0.0	119.775	11.577	0.0	246.909	11.993	0.0	1.891	0.0	1.958	0.0	0.0	2.17	0.0	0.0	2.228	0.0	
14	1929	1930	NS	1	0.0	27.49	13.023	0.0	25.402	13.598	0.0	49.188	5.213	0.0	46.172	4.691	0.0	1.916	0.0	1.899	0.0	0.0	2.229	0.0	0.0	2.213	0.0	
15	1930	1931	SN	1	0.0	31.595	24.194	0.0	38.503	24.372	0.0	147.157	11.616	0.0	40.712	12.076	0.0	1.895	0.0	1.958	0.0	0.0	2.169	0.0	0.0	2.232	0.0	
16	1930	1931	NS	1	0.0	25.97	13.039	0.0	25.319	13.59	0.0	283.33	5.222	0.0	43.133	4.683	0.0	1.913	0.0	1.898	0.0	0.0	2.232	0.0	0.0	2.213	0.0	
17	1930	1931	SN	1	0.0	25.755	13.256	0.0	27.558	13.174	0.0	152.517	2.416	0.0	187.769	2.611	0.0	1.867	0.0	1.916	0.0	0.0	2.165	0.0	0.0	2.21	0.0	
18	1930	1931	NS	1	0.0	36.727	24.535	0.0	36.901	24.646	0.0	254.928	14.926	0.0	50.771	14.691	0.0	1.925	0.0	1.913	0.0	0.0	2.239	0.0	0.0	2.213	0.0	
19	1931	1932	NS	1	0.0	38.128	24.575	0.0	36.78	24.623	0.0	306.747	14.867	0.0	39.862	14.692	0.0	1.927	0.0	1.914	0.0	0.0	2.24	0.0	0.0	2.213	0.0	
20	1931	1932	SN	1	0.0	31.937	24.169	0.0	38.542	24.324	0.0	167.43	11.602	0.0	222.734	12.097	0.0	1.894	0.0	1.957	0.0	0.0	2.17	0.0	0.0	2.231	0.0	
21	1931	1932	NS	1	0.0	27.021	13.034	0.0	25.325	13.591	0.0	307.442	5.213	0.0	24.123	4.676	0.0	1.916	0.0	1.896	0.0	0.0	2.233	0.0	0.0	2.213	0.0	
22	1931	1932	SN	1	0.0	25.755	13.252	0.0	27.603	13.149	0.0	165.792	2.415	0.0	213.458	2.588	0.0	1.869	0.0	1.902	0.0	0.0	2.169	0.0	0.0	2.21	0.0	
23	1932	1933	SN	1	0.0	25.733	13.249	0.0	262.729	13.172	0.0	190.339	2.402	0.0	35.925	2.605	0.0	1.868	0.0	1.904	0.0	0.0	2.164	0.0	0.0	2.211	0.0	
24	1932	1933	NS	1	0.0	38.062	24.483	0.0	36.73	24.598	0.0	109.591	14.86	0.0	52.321	14.713	0.0	1.926	0.0	1.912	0.0	0.0	2.241	0.0	0.0	2.212	0.0	
25	1932	1933	NS	1	0.0	27.277	13.035	0.0	25.325	13.61	0.0	92.407	5.197	0.0	90.656	4.687	0.0	1.915	0.0	1.896	0.0	0.0	2.233	0.0	0.0	2.212	0.0	
26	1932	1933	SN	1	0.0	31.595	24.163	0.0	51.248	24.331	0.0	189.595	11.595	0.0	42.41	12.082	0.0	1.894	0.0	1.957	0.0	0.0	2.17	0.0	0.0	2.231	0.0	
27	1933	1934	SN	1	0.0	25.755	13.284	0.0	27.569	13.14	0.0	212.851	2.387	0.0	253.078	2.545	0.0	1.871	0.0	1.916	0.0	0.0	2.165	0.0	0.0	2.212	0.0	
28	1933	1934	NS	1	0.0	38.034	24.481	0.0	36.84	24.579	0.0	51.463	14.816	0.0	118.931	14.727	0.0	1.925	0.0	1.911	0.0	0.0	2.24	0.0	0.0	2.213	0.0	
29	1933	1934	SN	1	0.0	31.7	24.09	0.0	38.476	24.281	0.0	212.796	11.485	0.0	268.691	11.947	0.0	1.892	0.0	1.957	0.0	0.0	2.169	0.0	0.0	2.231	0.0	
30	1933	1934	NS	1	0.0	27.299	13.023	0.0	25.314	13.625	0.0	50.675	5.204	0.0	116.366	4.685	0.0	1.916	0.0	1.894	0.0	0.0	2.233	0.0	0.0	2.213	0.0	
31	1934	1935	NS	1	0.0	37.858	24.443	0.0	31.921	24.543	0.0	158.515	14.935	0.0	125.433	14.694	0.0	1.932	0.0	1.908	0.0	0.0	2.24	0.0	0.0	2.214	0.0	

Parameter Specifications	Parameters	Azi.Angle	Inci.Angle	Normal	Deviations
	Range	10.0	3.0	Alarming	High Errors

32	1934	1935	SN	1	0.0	31.954	24.053	0.0	34.039	24.239	0.0	74.85	11.426	0.0	40.651	11.817	0.0	1.895	0.0	0.0	1.954	0.0	0.0	2.169	0.0	0.0	2.233	0.0
33	1934	1935	NS	1	0.0	26.858	13.02	0.0	25.424	13.617	0.0	78.277	5.22	0.0	123.519	4.665	0.0	1.917	0.0	0.0	1.896	0.0	0.0	2.234	0.0	0.0	2.214	0.0
34	1934	1935	SN	1	0.0	25.739	13.256	0.0	27.71	13.109	0.0	60.676	2.315	0.0	24.9	2.51	0.0	1.869	0.0	0.0	1.932	0.0	0.0	2.165	0.0	0.0	2.21	0.0
35	1935	1936	SN	1	0.0	32.015	24.053	0.0	33.782	24.214	0.0	134.638	11.426	0.0	41.445	11.731	0.0	1.894	0.0	0.0	1.953	0.0	0.0	2.17	0.0	0.0	2.228	0.0
36	1935	1936	NS	1	0.0	35.958	24.558	0.0	31.761	24.585	0.0	151.765	14.87	0.0	47.528	14.769	0.0	1.923	0.0	0.0	1.91	0.0	0.0	2.238	0.0	0.0	2.213	0.0
37	1935	1936	SN	1	0.0	25.744	13.254	0.0	27.721	13.116	0.0	109.997	2.347	0.0	24.801	2.495	0.0	1.87	0.0	0.0	1.904	0.0	0.0	2.165	0.0	0.0	2.21	0.0
38	1935	1936	NS	1	0.0	27.567	12.985	0.0	25.435	13.622	0.0	328.344	5.24	0.0	37.105	4.666	0.0	1.922	0.0	0.0	1.895	0.0	0.0	2.233	0.0	0.0	2.214	0.0
39	1936	1937	SN	1	0.0	25.755	13.25	0.0	27.71	13.117	0.0	122.621	2.354	0.0	24.873	2.524	0.0	1.874	0.0	0.0	1.903	0.0	0.0	2.164	0.0	0.0	2.211	0.0
40	1936	1937	NS	1	0.0	27.528	13.021	0.0	25.424	13.607	0.0	328.697	5.261	0.0	35.754	4.673	0.0	1.916	0.0	0.0	1.898	0.0	0.0	2.233	0.0	0.0	2.213	0.0
41	1936	1937	NS	1	0.0	33.617	24.527	0.0	31.766	24.602	0.0	117.605	14.895	0.0	53.28	14.727	0.0	1.929	0.0	0.0	1.909	0.0	0.0	2.24	0.0	0.0	2.213	0.0
42	1936	1937	SN	1	0.0	31.987	24.069	0.0	34.066	24.258	0.0	140.809	11.461	0.0	41.793	11.795	0.0	1.893	0.0	0.0	1.953	0.0	0.0	2.169	0.0	0.0	2.229	0.0
43	1937	1938	NS	1	0.0	33.945	24.51	0.0	31.739	24.583	0.0	133.047	14.88	0.0	213.16	14.719	0.0	1.928	0.0	0.0	1.912	0.0	0.0	2.239	0.0	0.0	2.213	0.0
44	1937	1938	SN	1	0.0	31.91	24.088	0.0	34.246	24.331	0.0	137.031	11.51	0.0	42.157	11.865	0.0	1.893	0.0	0.0	1.952	0.0	0.0	2.17	0.0	0.0	2.228	0.0
45	1937	1938	SN	1	0.0	25.75	13.238	0.0	27.716	13.145	0.0	137.572	2.377	0.0	24.319	2.561	0.0	1.878	0.0	0.0	1.912	0.0	0.0	2.164	0.0	0.0	2.213	0.0
46	1937	1938	NS	1	0.0	27.506	13.013	0.0	25.408	13.613	0.0	330.82	5.263	0.0	218.366	4.675	0.0	1.914	0.0	0.0	1.897	0.0	0.0	2.231	0.0	0.0	2.213	0.0
47	1938	1939	SN	1	0.0	25.739	13.22	0.0	27.683	13.153	0.0	92.376	2.377	0.0	24.434	2.54	0.0	1.873	0.0	0.0	1.919	0.0	0.0	2.165	0.0	0.0	2.211	0.0
48	1938	1939	NS	1	0.0	33.868	24.477	0.0	35.875	24.558	0.0	266.066	14.859	0.0	191.354	14.726	0.0	1.922	0.0	0.0	1.912	0.0	0.0	2.241	0.0	0.0	2.214	0.0
49	1938	1939	SN	1	0.0	31.915	24.092	0.0	34.284	24.343	0.0	101.559	11.495	0.0	42.609	11.83	0.0	1.891	0.0	0.0	1.951	0.0	0.0	2.169	0.0	0.0	2.227	0.0
50	1938	1939	NS	1	0.0	27.388	12.99	0.0	25.43	13.58	0.0	269.022	5.272	0.0	198.325	4.647	0.0	1.915	0.0	0.0	1.897	0.0	0.0	2.233	0.0	0.0	2.214	0.0
51	1939	1940	NS	1	0.0	37.979	24.489	0.0	35.677	24.554	0.0	242.329	14.848	0.0	168.66	14.726	0.0	1.926	0.0	0.0	1.912	0.0	0.0	2.241	0.0	0.0	2.214	0.0
52	1939	1940	NS	1	0.0	27.531	13.192	0.0	24.746	13.526	0.0	242.329	5.668	0.0	14.107	4.804	0.0	1.922	0.0	0.0	1.899	0.0	0.0	2.233	0.0	0.0	2.214	0.0
53	1939	1940	SN	1	0.0	32.108	24.087	0.0	37.896	24.31	0.0	52.15	11.493	0.0	52.745	11.841	0.0	1.887	0.0	0.0	1.951	0.0	0.0	2.168	0.0	0.0	2.22	0.0
54	1940	1941	NS	1	0.0	27.889	13.293	0.0	24.735	13.576	0.0	228.387	5.952	0.0	14.096	5.04	0.0	1.915	0.0	0.0	1.898	0.0	0.0	2.233	0.0	0.0	2.214	0.0
55	1940	1941	NS	1	0.0	38.095	25.252	0.0	30.167	23.836	0.0	225.155	16.369	0.0	15.519	13.926	0.0	1.929	0.0	0.0	1.912	0.0	0.0	2.242	0.0	0.0	2.215	0.0
56	1941	1942	SN	1	0.0	31.877	24.062	0.0	38.034	24.156	0.0	72.247	11.459	0.0	42.923	11.833	0.0	1.886	0.0	0.0	1.955	0.0	0.0	2.171	0.0	0.0	2.233	0.0
57	1941	1942	SN	1	0.0	25.716	13.261	0.0	27.6	13.093	0.0	47.677	2.345	0.0	25.976	2.553	0.0	1.87	0.0	0.0	1.926	0.0	0.0	2.165	0.0	0.0	2.217	0.0
58	1941	1942	NS	1	0.0	27.332	12.954	0.0	25.264	13.528	0.0	221.466	5.273	0.0	88.041	4.701	0.0	1.92	0.0	0.0	1.9	0.0	0.0	2.235	0.0	0.0	2.215	0.0
59	1941	1942	NS	1	0.0	37.182	24.414	0.0	35.947	24.524	0.0	274.785	14.869	0.0	120.668	14.748	0.0	1.925	0.0	0.0	1.914	0.0	0.0	2.243	0.0	0.0	2.215	0.0
60	1942	1943	SN	1	0.0	25.727	13.25	0.0	27.332	13.114	0.0	96.728	2.367	0.0	29.252	2.553	0.0	1.87	0.0	0.0	1.902	0.0	0.0	2.165	0.0	0.0	2.214	0.0
61	1942	1943	NS	1	0.0	27.305	12.967	0.0	25.27	13.551	0.0	245.042	5.307	0.0	39.438	4.71	0.0	1.916	0.0	0.0	1.899	0.0	0.0	2.234	0.0	0.0	2.214	0.0
62	1942	1943	NS	1	0.0	38.073	24.387	0.0	31.788	24.519	0.0	278.314	15.047	0.0	52.806	14.681	0.0	1.93	0.0	0.0	1.914	0.0	0.0	2.243	0.0	0.0	2.214	0.0
63	1942	1943	SN	1	0.0	33.073	24.095	0.0	34.425	24.239	0.0	93.727	11.475	0.0	40.85	11.837	0.0	1.887	0.0	0.0	1.959	0.0	0.0	2.17	0.0	0.0	2.231	0.0
64	1943	1944	SN	1	0.0	32.02	24.112	0.0	34.408	24.233	0.0	114.061	11.532	0.0	40.938	11.894	0.0	1.889	0.0	0.0	1.961	0.0	0.0	2.173	0.0	0.0	2.226	0.0
65	1943	1944	NS	1	0.0	34.893	24.521	0.0	37.055	24.561	0.0	358.836	14.968	0.0	49.183	14.72	0.0	1.924	0.0	0.0	1.913	0.0	0.0	2.241	0.0	0.0	2.214	0.0
66	1943	1944	NS	1	0.0	27.451	12.959	0.0	25.22	13.571	0.0	246.598	5.303	0.0	43.464	4.636	0.0	1.916	0.0	0.0	1.899	0.0	0.0	2.234	0.0	0.0	2.214	0.0
67	1943	1944	SN	1	0.0	25.738	13.258	0.0	28.126	13.145	0.0	110.261	2.392	0.0	186.214	2.61	0.0	1.878	0.0	0.0	1.904	0.0	0.0	2.172	0.0	0.0	2.207	0.0
68	1944	1945	SN	1	0.0	25.755	13.246	0.0	28.138	13.188	0.0	137.279	2.412	0.0	180.677	2.64	0.0	1.871	0.0	0.0	1.916	0.0	0.0	2.165	0.0	0.0	2.205	0.0

Parameter Specifications	Parameters	Azi.Angle	Inci.Angle	Normal	Deviations
	Range	10.0	3.0		

69	1944	1945	SN	1	0.0	31.877	24.132	0.0	34.397	24.273	0.0	137.511	11.589	0.0	199.114	12.093	0.0	1.89	0.0	0.0	1.961	0.0	0.0	2.172	0.0	0.0	2.225	0.0
70	1944	1945	NS	1	0.0	37.039	24.486	0.0	37.066	24.533	0.0	56.093	14.912	0.0	49.453	14.655	0.0	1.925	0.0	0.0	1.913	0.0	0.0	2.242	0.0	0.0	2.214	0.0
71	1944	1945	NS	1	0.0	27.909	12.973	0.0	25.148	13.589	0.0	251.002	5.286	0.0	40.601	4.633	0.0	1.915	0.0	0.0	1.898	0.0	0.0	2.236	0.0	0.0	2.214	0.0
72	1945	1946	SN	1	0.0	31.915	24.108	0.0	38.933	24.302	0.0	164.132	11.553	0.0	41.263	12.079	0.0	1.892	0.0	0.0	1.96	0.0	0.0	2.172	0.0	0.0	2.234	0.0
73	1945	1946	NS	1	0.0	36.54	24.496	0.0	36.945	24.492	0.0	287.296	14.905	0.0	49.988	14.678	0.0	1.921	0.0	0.0	1.914	0.0	0.0	2.241	0.0	0.0	2.213	0.0
74	1945	1946	SN	1	0.0	25.755	13.238	0.0	28.115	13.18	0.0	160.393	2.419	0.0	244.458	2.661	0.0	1.871	0.0	0.0	1.924	0.0	0.0	2.166	0.0	0.0	2.207	0.0
75	1945	1946	NS	1	0.0	27.917	12.977	0.0	25.005	13.55	0.0	296.936	5.295	0.0	31.651	4.626	0.0	1.915	0.0	0.0	1.899	0.0	0.0	2.234	0.0	0.0	2.214	0.0
76	1946	1947	NS	1	0.0	27.925	12.986	0.0	25.077	13.543	0.0	298.662	5.261	0.0	82.521	4.643	0.0	1.915	0.0	0.0	1.9	0.0	0.0	2.236	0.0	0.0	2.213	0.0
77	1946	1947	SN	1	0.0	32.136	24.134	0.0	38.961	24.337	0.0	176.827	11.539	0.0	237.029	12.086	0.0	1.891	0.0	0.0	1.961	0.0	0.0	2.171	0.0	0.0	2.232	0.0
78	1946	1947	NS	1	0.033	38.547	24.54	0.0	31.744	24.607	0.0	298.028	14.9	0.0	76.945	14.761	0.001	1.926	0.0	0.0	1.914	0.0	0.0	2.242	0.0	0.0	2.214	0.0
79	1946	1947	SN	1	0.0	25.75	13.246	0.0	28.132	13.172	0.0	178.432	2.419	0.0	236.395	2.645	0.0	1.868	0.0	0.0	1.935	0.0	0.0	2.165	0.0	0.0	2.211	0.0
80	1947	1948	NS	1	0.0	27.939	12.954	0.0	24.988	13.574	0.0	71.389	5.293	0.0	99.772	4.679	0.0	1.915	0.0	0.0	1.897	0.0	0.0	2.236	0.0	0.0	2.215	0.0
81	1947	1948	NS	1	0.0	38.023	24.481	0.0	31.722	24.544	0.0	50.62	14.945	0.0	65.204	14.654	0.0	1.921	0.0	0.0	1.911	0.0	0.0	2.243	0.0	0.0	2.215	0.0
82	1947	1948	SN	1	0.0	25.75	13.253	0.0	28.135	13.178	0.0	206.129	2.4	0.0	251.947	2.618	0.0	1.873	0.0	0.0	1.917	0.0	0.0	2.165	0.0	0.0	2.209	0.0
83	1947	1948	SN	1	0.0	32.053	24.158	0.0	38.448	24.295	0.0	203.316	11.494	0.0	40.684	12.125	0.0	1.893	0.0	0.0	1.961	0.0	0.0	2.171	0.0	0.0	2.215	0.0
84	1948	1949	SN	1	0.0	32.097	24.064	0.0	38.426	24.21	0.0	226.854	11.508	0.0	41.991	11.933	0.0	1.891	0.0	0.0	1.959	0.0	0.0	2.171	0.0	0.0	2.223	0.0
85	1948	1949	NS	1	0.0	38.023	24.458	0.0	31.733	24.479	0.0	163.01	14.927	0.0	140.539	14.69	0.0	1.927	0.0	0.0	1.911	0.0	0.0	2.242	0.0	0.0	2.215	0.0
86	1948	1949	SN	1	0.0	25.744	13.242	0.0	28.146	13.209	0.0	225.437	2.352	0.0	271.156	2.612	0.0	1.869	0.0	0.0	1.928	0.0	0.0	2.165	0.0	0.0	2.196	0.0
87	1948	1949	NS	1	0.0	27.895	12.961	0.0	25.033	13.573	0.0	81.024	5.275	0.0	122.251	4.686	0.0	1.921	0.0	0.0	1.897	0.0	0.0	2.236	0.0	0.0	2.215	0.0
88	1949	1950	NS	1	0.0	27.939	12.955	0.0	25.044	13.545	0.0	44.848	5.271	0.0	147.008	4.703	0.0	1.916	0.0	0.0	1.896	0.0	0.0	2.236	0.0	0.0	2.214	0.0
89	1949	1950	SN	1	0.0	25.739	13.23	0.0	27.542	13.198	0.0	59.441	2.34	0.0	25.722	2.548	0.0	1.865	0.0	0.0	1.928	0.0	0.0	2.165	0.0	0.0	2.202	0.0
90	1949	1950	SN	1	0.0	32.015	23.986	0.0	38.437	24.217	0.0	74.502	11.468	0.0	42.19	11.776	0.0	1.891	0.0	0.0	1.958	0.0	0.0	2.169	0.0	0.0	2.219	0.0
91	1949	1950	NS	1	0.0	38.007	24.406	0.0	31.744	24.485	0.0	51.786	14.906	0.0	138.912	14.641	0.0	1.926	0.0	0.0	1.911	0.0	0.0	2.243	0.0	0.0	2.214	0.0
92	1950	1951	SN	1	0.0	25.739	13.245	0.0	27.564	13.207	0.0	170.562	2.344	0.0	25.716	2.527	0.0	1.866	0.0	0.0	1.935	0.0	0.0	2.165	0.0	0.0	2.197	0.0
93	1950	1951	NS	1	0.0	37.819	24.396	0.0	31.899	24.523	0.0	141.325	14.951	0.0	51.924	14.664	0.0	1.925	0.0	0.0	1.913	0.0	0.0	2.242	0.0	0.0	2.215	0.0
94	1950	1951	SN	1	0.0	32.037	24.004	0.0	38.475	24.217	0.0	179.69	11.481	0.0	45.78	11.776	0.0	1.891	0.0	0.0	1.958	0.0	0.0	2.17	0.0	0.0	2.219	0.0
95	1950	1951	NS	1	0.0	27.779	12.975	0.0	25.005	13.573	0.0	275.447	5.297	0.0	40.739	4.705	0.0	1.92	0.0	0.0	1.897	0.0	0.0	2.234	0.0	0.0	2.215	0.0
96	1951	1952	NS	1	0.0	27.889	12.972	0.0	24.999	13.587	0.0	277.322	5.275	0.0	45.923	4.712	0.0	1.915	0.0	0.0	1.898	0.0	0.0	2.235	0.0	0.0	2.214	0.0
97	1951	1952	SN	1	0.0	25.738	13.223	0.0	28.008	13.191	0.0	145.679	2.355	0.0	24.277	2.595	0.0	1.885	0.0	0.0	1.916	0.0	0.0	2.168	0.0	0.0	2.189	0.0
98	1951	1952	SN	1	0.0	32.097	24.064	0.0	36.382	24.162	0.0	152.854	11.437	0.0	40.364	11.901	0.0	1.892	0.0	0.0	1.957	0.0	0.0	2.171	0.0	0.0	2.227	0.0
99	1951	1952	NS	1	0.0	38.641	24.45	0.0	31.86	24.55	0.0	119.568	14.946	0.0	52.045	14.679	0.0	1.922	0.0	0.0	1.912	0.0	0.0	2.242	0.0	0.0	2.214	0.0
100	1952	1953	SN	1	0.0	32.004	24.058	0.0	38.481	24.185	0.0	116.786	11.466	0.0	40.734	11.923	0.0	1.892	0.0	0.0	1.955	0.0	0.0	2.17	0.0	0.0	2.234	0.0
101	1952	1953	NS	1	0.0	27.625	12.945	0.0	25.479	13.545	0.0	329.039	5.297	0.0	178.598	4.698	0.0	1.917	0.0	0.0	1.897	0.0	0.0	2.235	0.0	0.0	2.215	0.0
102	1952	1953	SN	1	0.0	25.744	13.215	0.0	28.019	13.21	0.0	115.688	2.384	0.0	23.949	2.62	0.0	1.871	0.0	0.0	1.926	0.0	0.0	2.165	0.0	0.0	2.196	0.0
103	1952	1953	NS	1	0.0	38.12	24.498	0.0	35.368	24.539	0.0	277.178	14.902	0.0	200.365	14.639	0.0	1.926	0.0	0.0	1.912	0.0	0.0	2.243	0.0	0.0	2.214	0.0
104	1953	1954	NS	1	0.0	27.754	12.926	0.0	25.049	13.517	0.0	260.622	5.308	0.0	159.61	4.683	0.0	1.924	0.0	0.0	1.897	0.0	0.0	2.239	0.0	0.0	2.215	0.0
105	1953	1954	NS	1	0.0	38.053	24.429	0.0	35.434	24.493	0.0	261.494	14.951	0.0	178.785	14.689	0.0	1.93	0.0	0.0	1.912	0.0	0.0	2.244	0.0	0.0	2.217	0.0

Parameter Specifications	Parameters	Azi.Angle	Inci.Angle	Normal	Deviations
	Range	10.0	3.0	Alarming	High Errors

106	1953	1954	SN	1	0.0	32.081	24.093	0.0	38.514	24.208	0.0	62.325	11.522	0.0	41.186	11.93	0.0	1.888	0.0	0.0	1.954	0.0	0.0	2.174	0.0	0.0	2.234	0.0
107	1953	1954	SN	1	0.0	25.75	13.182	0.0	27.547	13.223	0.0	86.128	2.382	0.0	28.584	2.62	0.0	1.873	0.0	0.0	1.923	0.0	0.0	2.165	0.0	0.0	2.205	0.0
108	1954	1955	SN	1	0.0	32.037	23.989	0.0	34.383	24.2	0.0	60.77	11.542	0.0	64.239	11.851	0.0	1.887	0.0	0.0	1.953	0.0	0.0	2.172	0.0	0.0	2.223	0.0
109	1954	1955	SN	1	0.0	25.739	13.146	0.0	27.74	13.199	0.0	26.229	2.396	0.0	72.495	2.597	0.0	1.869	0.0	0.0	1.934	0.0	0.0	2.166	0.0	0.0	2.198	0.0
110	1954	1955	NS	1	0.0	28.325	12.898	0.0	25.049	13.526	0.0	244.993	5.318	0.0	163.349	4.704	0.0	1.92	0.0	0.0	1.904	0.0	0.0	2.237	0.0	0.0	2.216	0.0
111	1954	1955	NS	1	0.0	37.971	24.398	0.0	35.103	24.461	0.0	232.198	14.873	0.0	158.176	14.713	0.0	1.927	0.0	0.0	1.912	0.0	0.0	2.245	0.0	0.0	2.216	0.0
112	1955	1956	NS	1	0.0	28.292	12.92	0.0	25.06	13.511	0.0	220.583	5.334	0.0	124.424	4.673	0.0	1.918	0.0	0.0	1.9	0.0	0.0	2.236	0.0	0.0	2.216	0.0
113	1955	1956	NS	1	0.0	37.987	24.371	0.0	31.882	24.447	0.0	213.684	14.872	0.0	139.298	14.675	0.0	1.925	0.0	0.0	1.913	0.0	0.0	2.246	0.0	0.0	2.216	0.0

Parameter Specifications	Parameters	Azi.Angle	Inci.Angle	Normal	Deviations
	Range	10.0	3.0	Alarming	High Errors