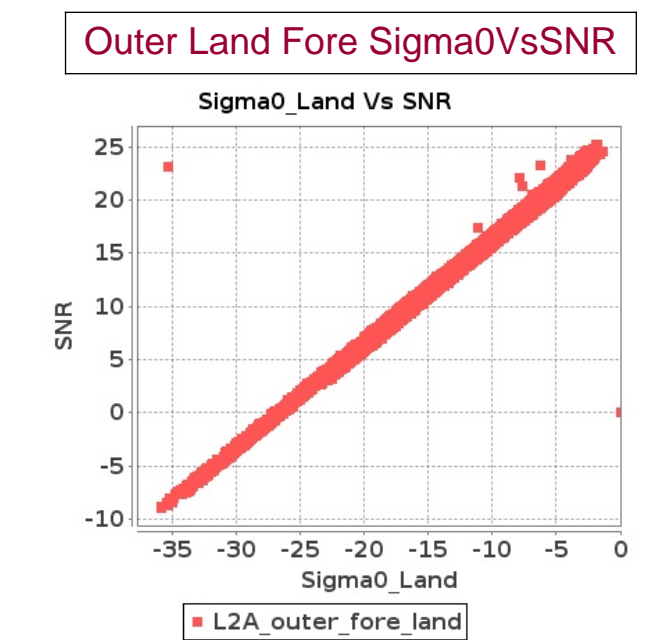
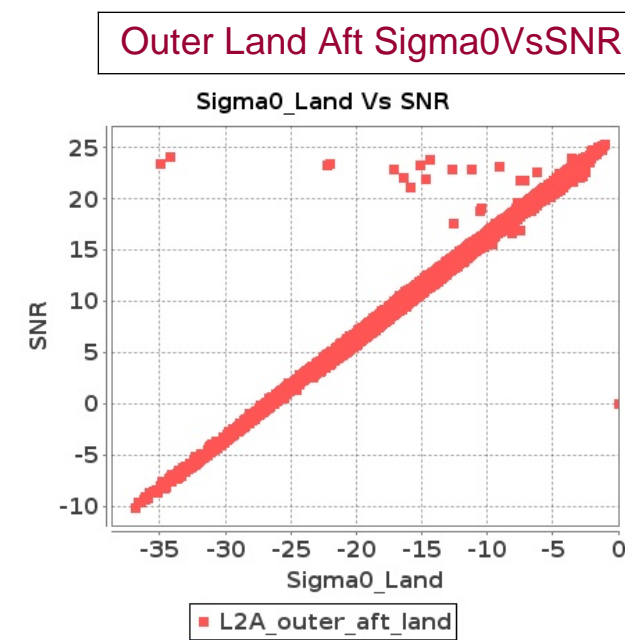
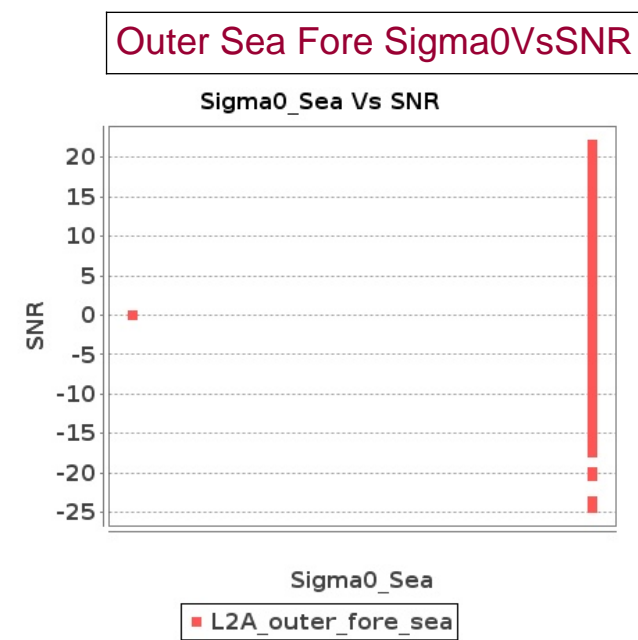
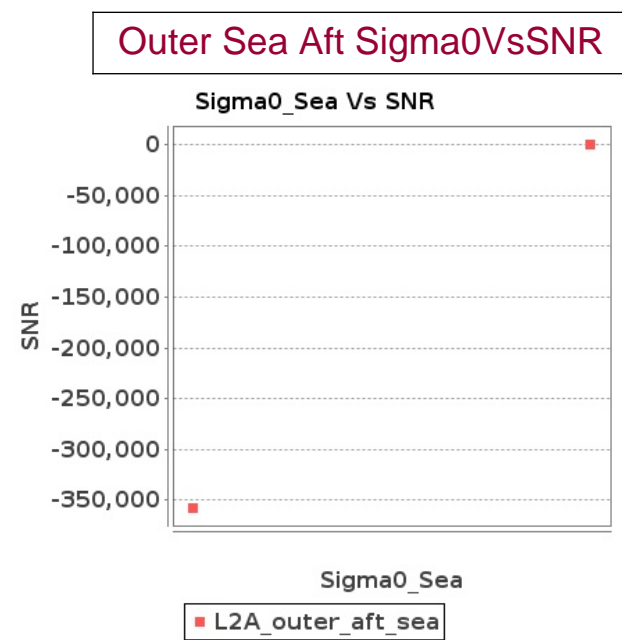
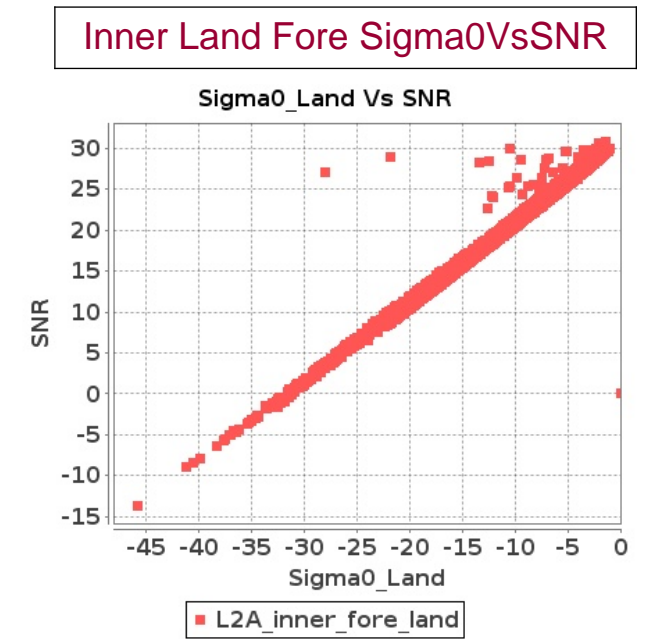
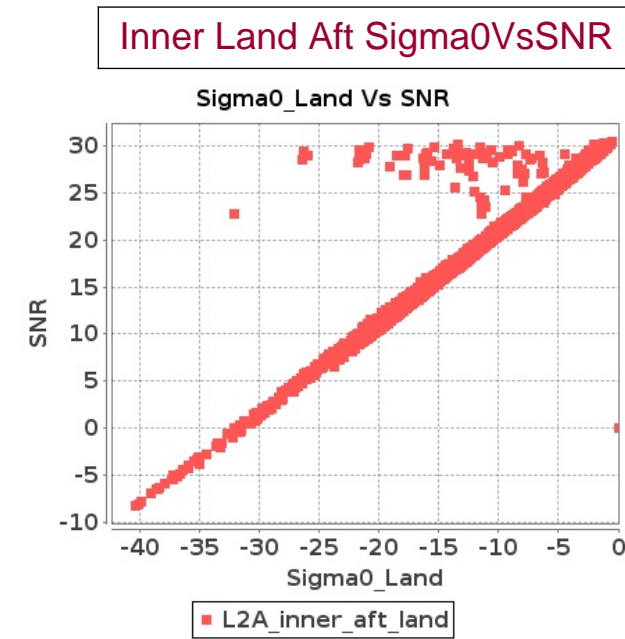
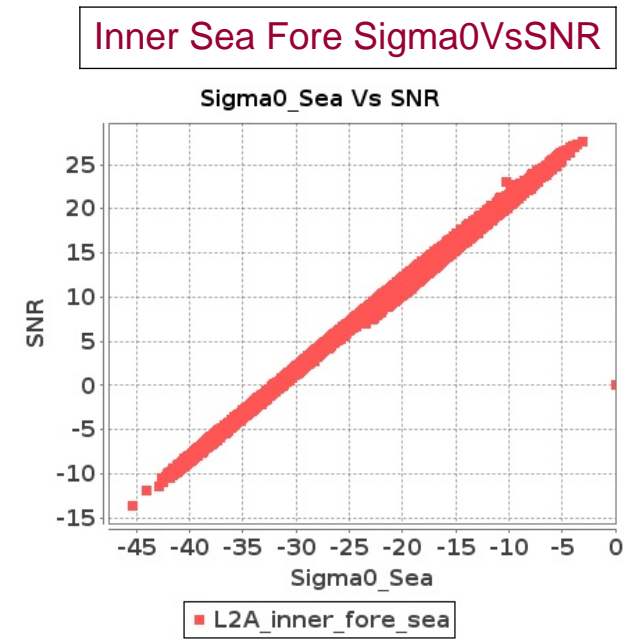
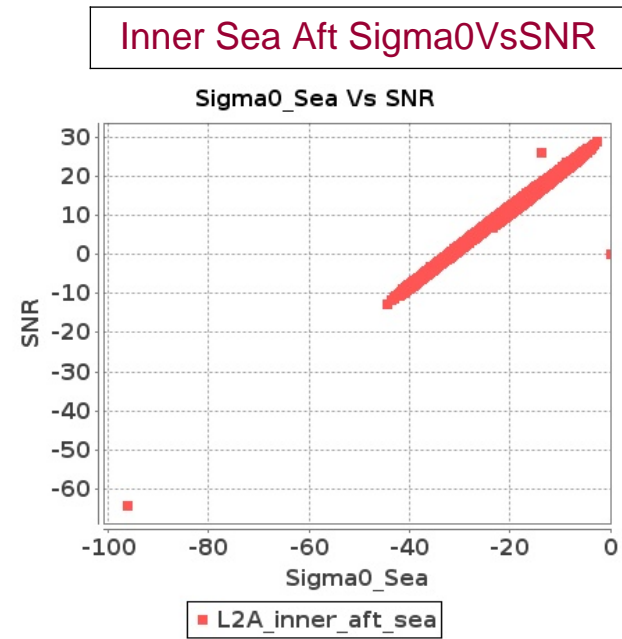


# SCATSAT-1 Scatterometer Level-2A Data Quality Cycle wise Report

Report between 19-NOV-2016 To 20-NOV-2016





32	809	810	NS	1	0.0	44.337	1.995	0.0	49.315	2.119	0.0	47.677	1.801	0.0	44.54	2.367	0.0	95.822	2.062	0.0	95.437	2.108	0.0	94.459	1.79	0.0	94.348	2.353
33	810	811	NS	1	0.0	48.735	1.79	0.0	46.557	1.81	0.0	44.213	1.771	0.0	51.679	1.986	0.0	95.832	1.847	0.0	95.728	1.898	0.0	95.41	1.774	0.0	94.468	1.997

Parameter Specifications	Parameters	SNR	Sigma0	Normal	Deviations
	Range	20.0	20.0		



32	809	810	NS	1	0.0	41.404	12.933	0.0	40.778	12.712	0.0	22.667	4.358	0.0	23.703	4.235	0.0	1.845	0.0	0.0	1.855	0.0	0.0	2.185	0.0	0.0	2.202	0.0
33	810	811	NS	1	0.0	40.687	12.95	0.0	40.789	12.723	0.0	22.645	4.342	0.0	23.692	4.242	0.0	1.846	0.0	0.0	1.855	0.0	0.0	2.185	0.0	0.0	2.202	0.0

Parameter Specifications	Parameters	Azi.Angle	Inci.Angle	Normal	Deviations
	Range	10.0	3.0	Alarming	High Errors