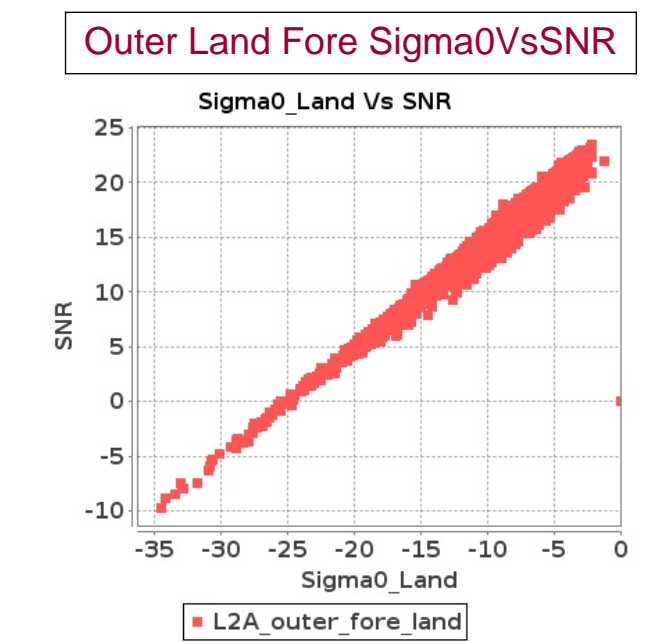
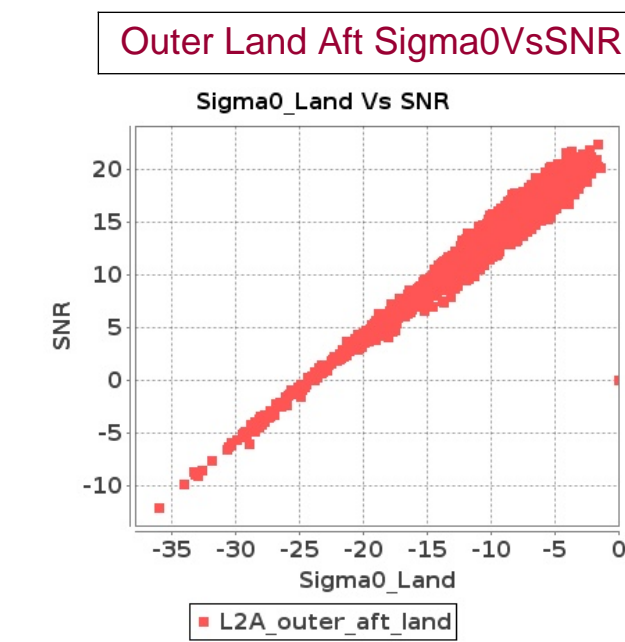
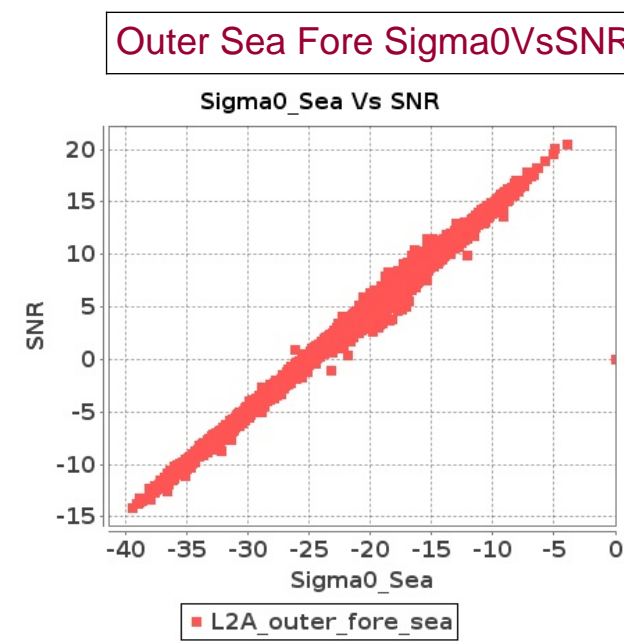
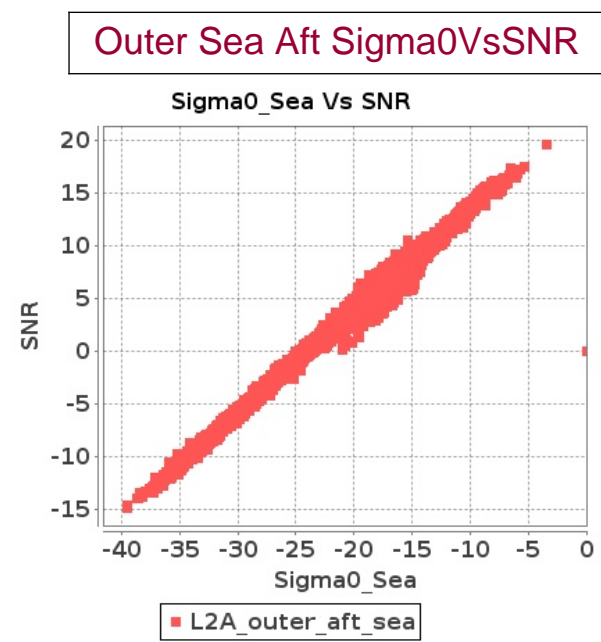
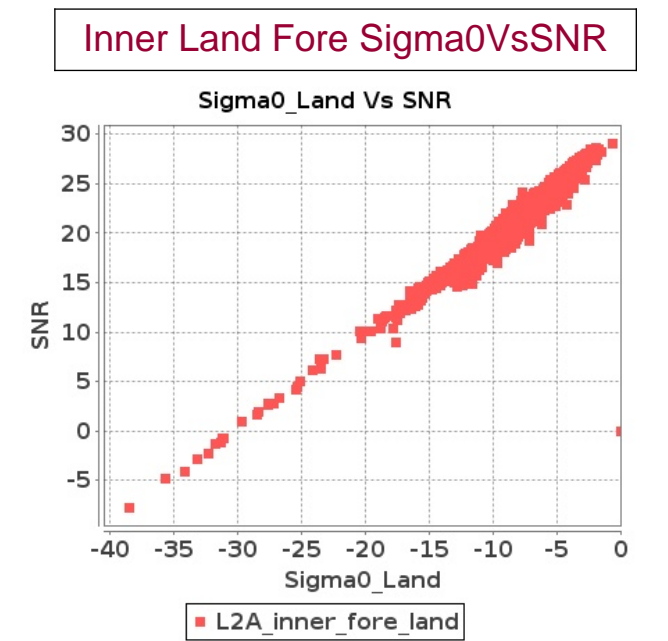
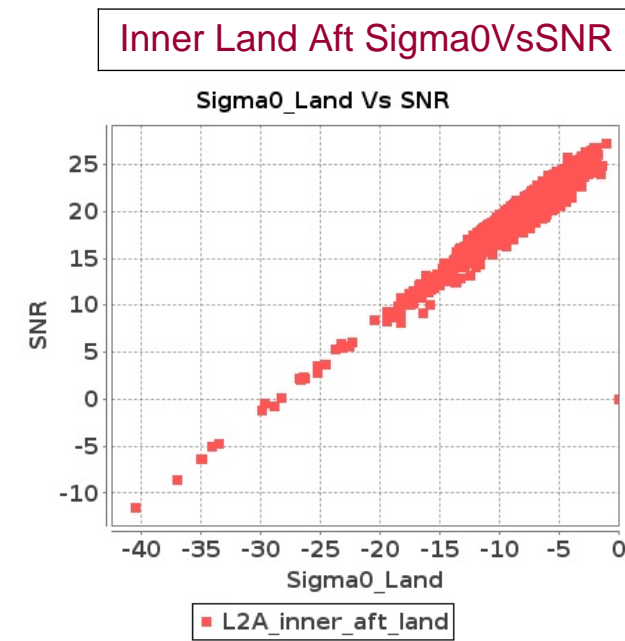
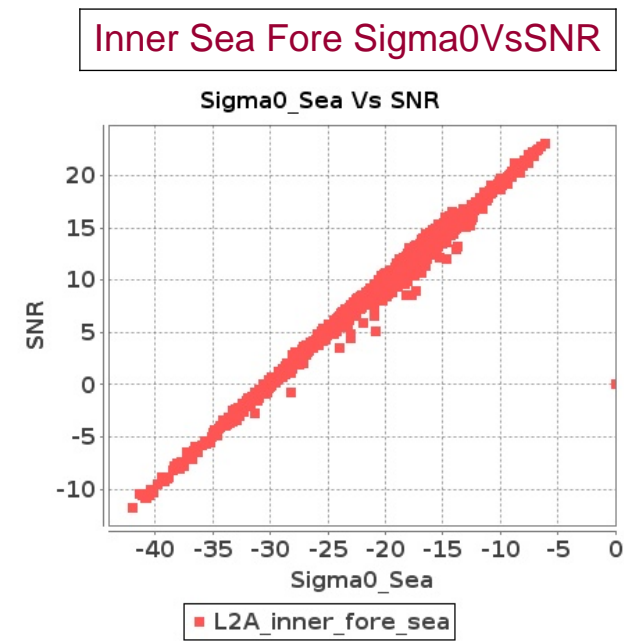
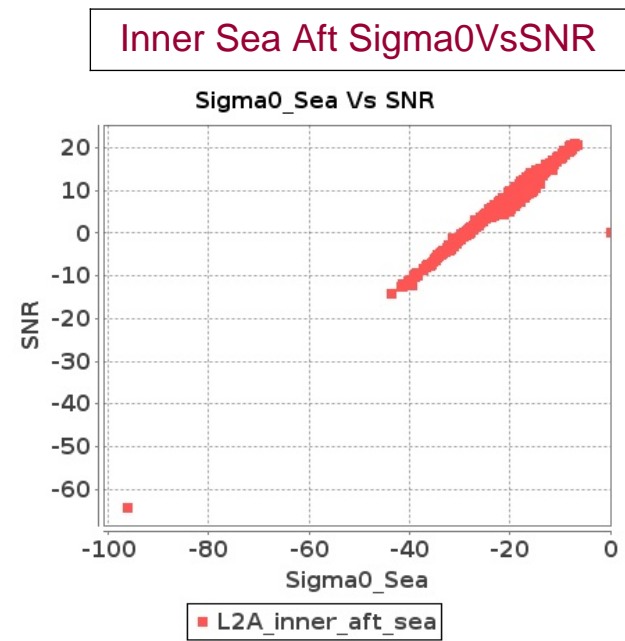


SCATSAT-1 Scatterometer Level-2A Data Quality Cycle wise Report

Report between 04-JUL-2017 To 05-JUL-2017



SCATSAT-1 Scatterometer Level-2A Data Quality Cycle wise Report

Report between 04-JUL-2017 To 05-JUL-2017

Sr No	Start Orbit	End Orbit	Dir.	Ver.	SNR												Sigma0											
					Inner Aft			Inner Fore			Outer Aft			Outer Fore			Inner Aft			Inner Fore			Outer Aft			Outer Fore		
					Min	Max	BadOcc (%)	Min	Max	BadOcc (%)	Min	Max	BadOcc (%)	Min	Max	BadOcc (%)	Min	Max	BadOcc (%)	Min	Max	BadOcc (%)	Min	Max	BadOcc (%)	Min	Max	BadOcc (%)
1	4071	4072	SN	1	0.0	47.416	6.978	0.0	51.128	6.623	0.0	45.276	4.498	0.0	45.565	4.557	0.0	47.438	6.237	0.0	53.21	5.931	0.0	44.453	4.077	0.0	46.521	4.104
2	4071	4072	SN	1	0.0	49.82	6.882	0.0	51.128	6.391	0.0	45.276	4.577	0.0	45.565	4.441	0.0	48.907	6.13	0.0	53.21	5.74	0.0	44.453	4.101	0.0	46.521	3.994
3	4071	4072	SN	1	0.0	47.477	2.246	0.0	47.564	2.0	0.0	43.14	1.353	0.0	39.914	1.33	0.0	48.648	1.955	0.0	46.78	1.732	0.0	42.27	1.194	0.0	39.096	1.191
4	4071	4072	SN	1	0.0	47.477	2.189	0.0	47.564	1.924	0.0	43.14	1.347	0.0	39.914	1.299	0.0	48.648	1.9	0.0	46.78	1.665	0.0	42.27	1.191	0.0	39.096	1.161
5	4072	4073	NS	1	0.0	51.979	2.346	0.0	50.103	1.547	0.0	46.6	1.213	0.0	48.864	1.169	0.0	53.939	1.964	0.0	45.21	1.339	0.0	46.514	1.041	0.0	48.479	0.959
6	4072	4073	SN	1	0.0	45.746	5.189	0.0	44.39	4.952	0.0	43.457	4.327	0.0	45.015	4.281	0.0	48.2	4.538	0.0	41.63	4.287	0.0	44.353	3.967	0.0	44.777	3.766
7	4072	4073	SN	1	0.0	46.399	2.009	0.0	45.066	1.825	0.0	42.956	1.297	0.0	45.562	1.198	0.0	44.048	1.716	0.0	42.304	1.551	0.0	41.097	1.114	0.0	42.89	1.019
8	4072	4073	NS	1	0.0	51.758	6.933	0.0	51.582	5.393	0.0	48.492	4.079	0.0	49.606	4.073	0.0	53.842	6.42	0.0	51.365	4.9	0.0	47.65	3.602	0.0	46.462	3.482

Parameter Specifications	Parameters	SNR	Sigma0	Normal	Deviations
	Range	20.0	20.0		

Sr No	Start Orbit	End Orbit	Dir.	Ver.	Azimuth Angle												Incidence Angle											
					Inner Aft			Inner Fore			Outer Aft			Outer Fore			Inner Aft			Inner Fore			Outer Aft			Outer Fore		
					Min	Max	BadOcc (%)	Min	Max	BadOcc (%)	Min	Max	BadOcc (%)	Min	Max	BadOcc (%)	Min	Max	BadOcc (%)	Min	Max	BadOcc (%)	Min	Max	BadOcc (%)	Min	Max	BadOcc (%)
1	4071	4072	SN	1	0.0	34.27	15.47	0.0	25.772	14.461	0.0	170.507	11.721	0.0	14.692	10.716	0.0	1.87	0.0	0.0	1.931	0.0	0.0	2.049	0.0	0.0	2.105	0.0
2	4071	4072	SN	1	0.0	30.989	15.456	0.0	27.156	15.215	0.0	170.507	11.545	0.0	83.618	11.887	0.0	1.87	0.0	0.0	1.931	0.0	0.0	2.049	0.0	0.0	2.105	0.0
3	4071	4072	SN	1	0.0	25.838	9.049	0.0	26.842	8.827	0.0	197.602	2.977	0.0	13.071	3.003	0.0	1.868	0.0	0.0	1.934	0.0	0.0	2.044	0.0	0.0	2.097	0.0
4	4071	4072	SN	1	0.0	25.838	9.032	0.0	26.842	9.076	0.0	197.602	2.924	0.0	68.028	3.312	0.0	1.868	0.0	0.0	1.934	0.0	0.0	2.044	0.0	0.0	2.097	0.0
5	4072	4073	NS	1	0.0	26.715	9.1	0.0	25.832	9.19	0.0	353.856	3.6	0.0	68.055	3.178	0.0	1.918	0.0	0.0	1.876	0.0	0.0	2.072	0.0	0.0	2.049	0.0
6	4072	4073	SN	1	0.0	34.187	15.324	0.0	25.959	15.031	0.0	181.488	11.553	0.0	19.639	11.442	0.0	1.871	0.0	0.0	1.957	0.0	0.0	2.046	0.0	0.0	2.106	0.0
7	4072	4073	SN	1	0.0	25.827	9.041	0.0	26.836	8.963	0.0	201.54	2.983	0.0	14.19	3.161	0.0	1.868	0.0	0.0	1.935	0.0	0.0	2.044	0.0	0.0	2.093	0.0
8	4072	4073	NS	1	0.0	25.937	14.399	0.0	33.741	15.385	0.0	353.856	12.022	0.0	44.611	11.92	0.0	1.926	0.0	0.0	1.882	0.0	0.0	2.077	0.0	0.0	2.049	0.0

Parameter Specifications	Parameters	Azi.Angle	Inci.Angle	Normal	Deviations
	Range	10.0	3.0	Alarming	High Errors