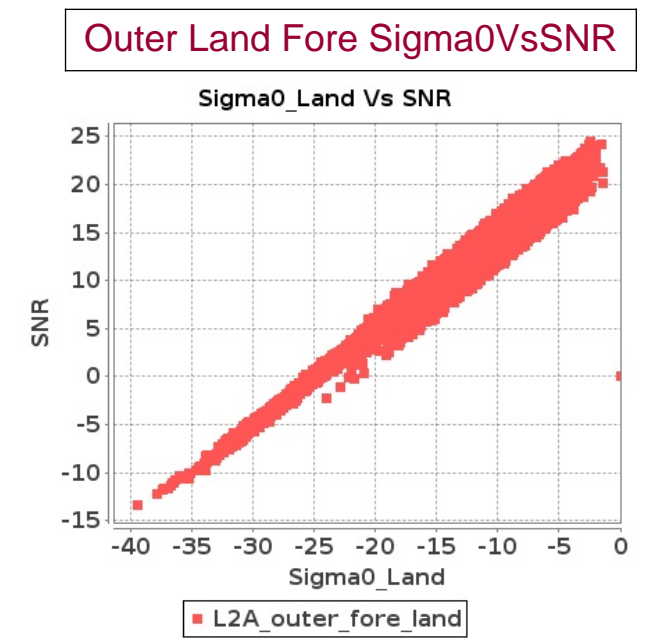
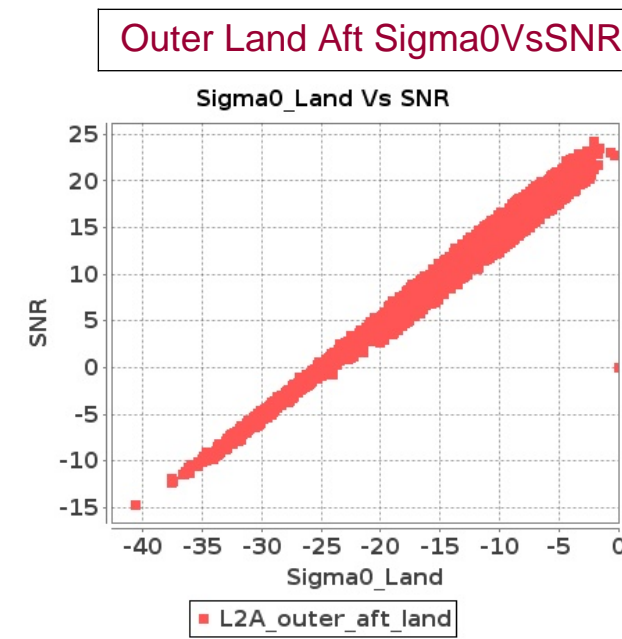
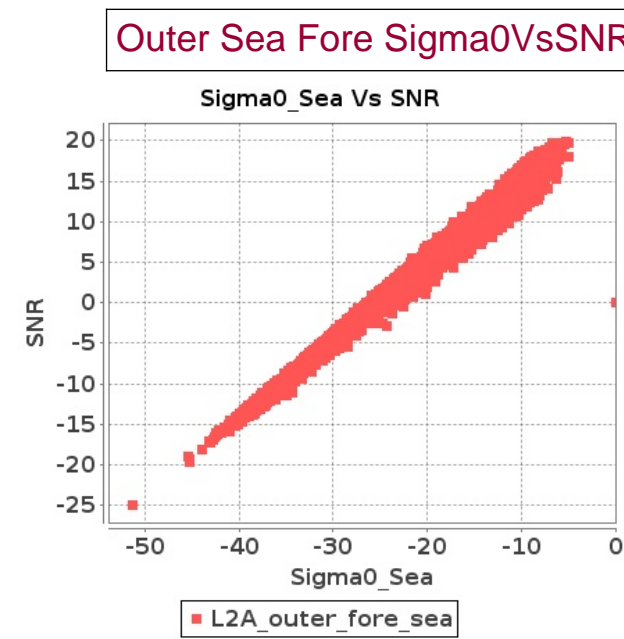
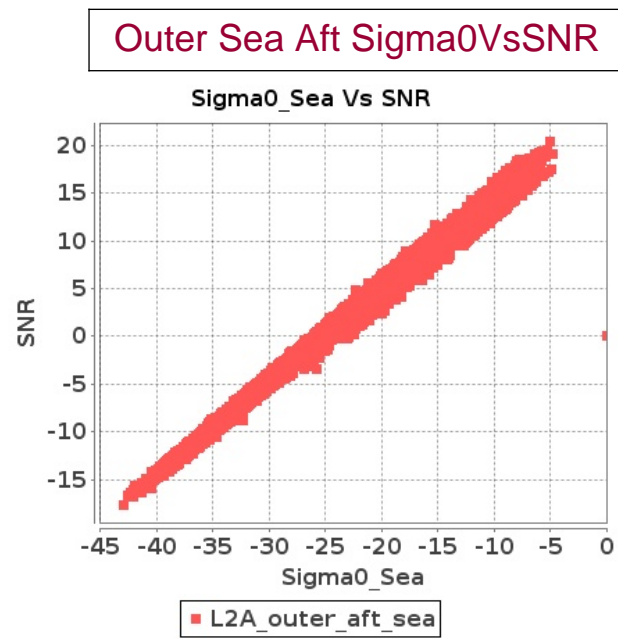
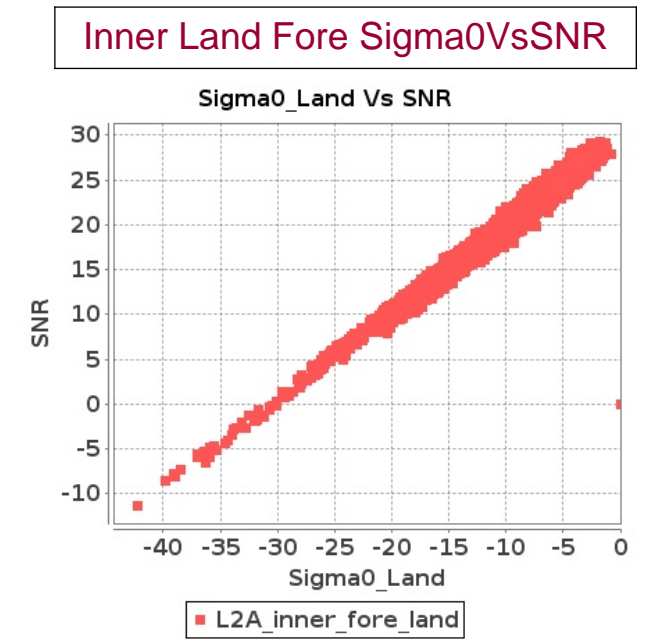
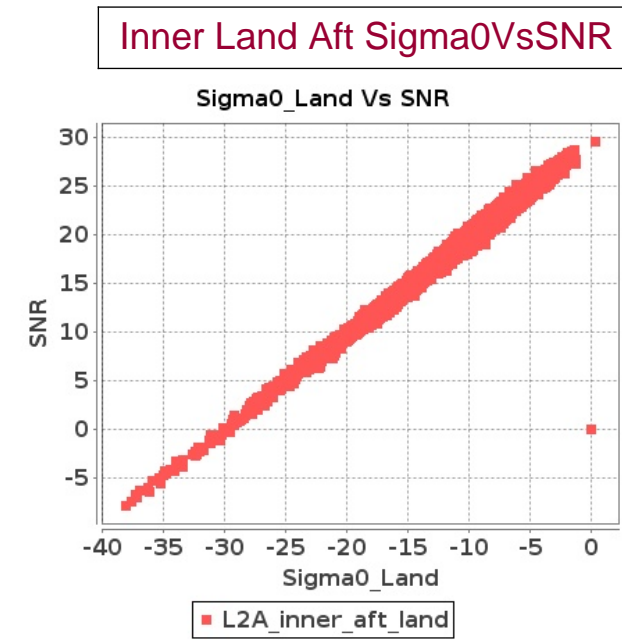
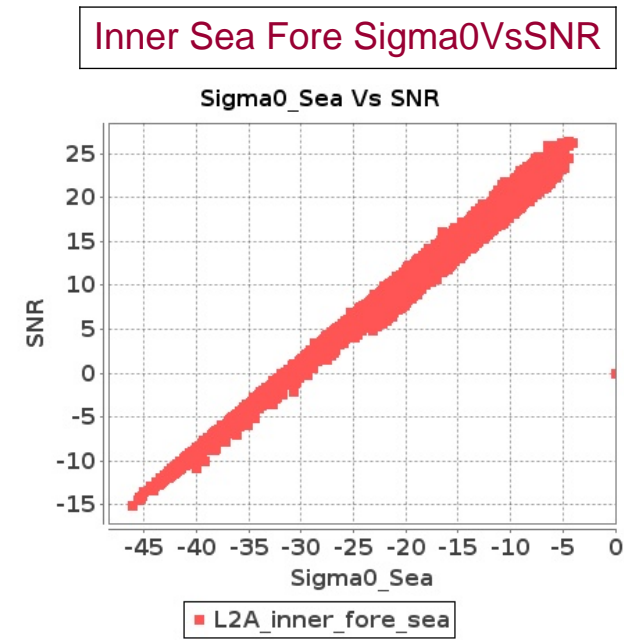
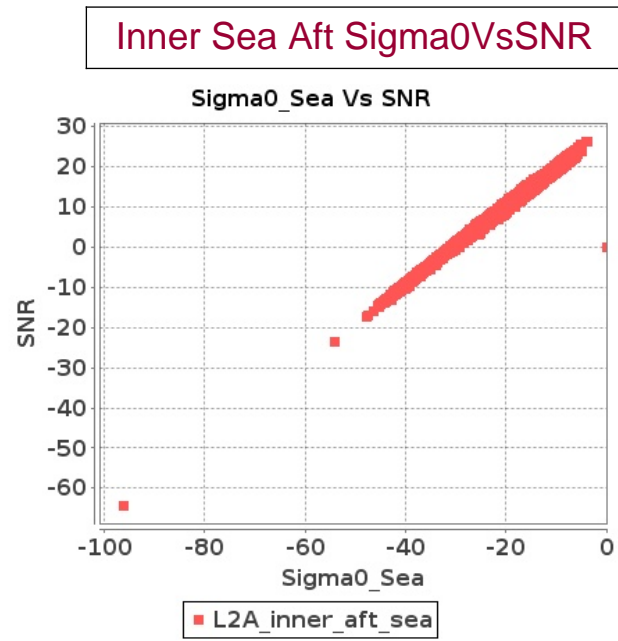


SCATSAT-1 Scatterometer Level-2A Data Quality Cycle wise Report

Report between 16-NOV-2018 To 17-NOV-2018



248	11349	11350	SN	1	0.0	35.251	0.426	0.0	39.308	0.721	0.0	37.513	0.594	0.0	38.557	0.966	0.0	34.339	0.451	0.0	37.562	0.592	0.0	34.221	0.573	0.0	38.762	0.764
249	11349	11350	NS	1	0.0	52.841	1.462	0.0	46.996	1.705	0.0	42.245	1.416	0.0	45.016	1.745	0.0	53.881	1.487	0.0	46.204	1.554	0.0	41.364	1.341	0.0	41.037	1.428
250	11349	11350	NS	1	0.0	52.841	1.288	0.0	46.996	1.499	0.0	42.245	1.259	0.0	45.016	1.54	0.0	53.881	1.32	0.0	46.204	1.368	0.0	41.364	1.208	0.0	41.974	1.25
251	11349	11350	SN	1	0.0	37.405	1.739	0.0	39.928	2.329	0.0	39.475	1.827	0.0	40.476	2.427	0.0	37.923	1.708	0.0	39.453	1.975	0.0	37.636	1.679	0.0	38.348	1.965

Parameter Specifications	Parameters	SNR	Sigma0	Normal	Deviations
	Range	20.0	20.0		

