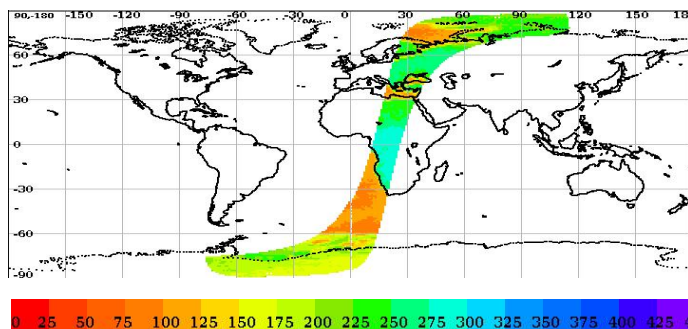


Scatsat-1 Scatterometer Level-2A Data Quality Evaluation Report

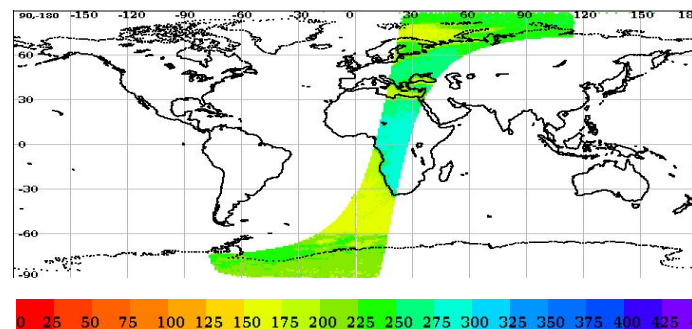
| Satellite | Sensor | Start Orbit | End Orbit |
|----------------|-----------------|-------------------|-----------------|
| SCATSAT-1 | Scatterometer | 11572 | 11573 |
| WV Cells Along | WV Cells Across | EquatorCrossDate | Production Date |
| 811 | 72 | 03-12-2018 | 03-12-2018 |
| Direction | WVC Size(km) | Processor Version | |
| NS | 25 | v1.1.3 | |

Brightness Temperature

Inner Beam (HH)

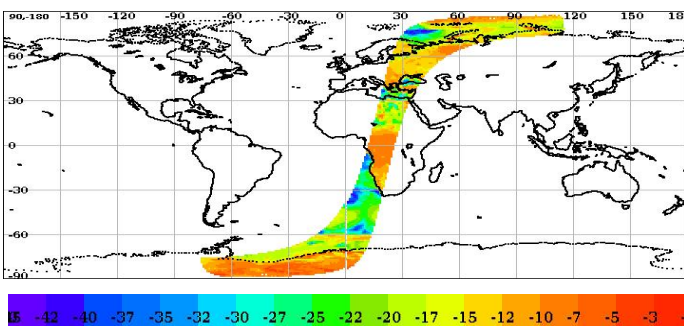


Outer Beam (VV)

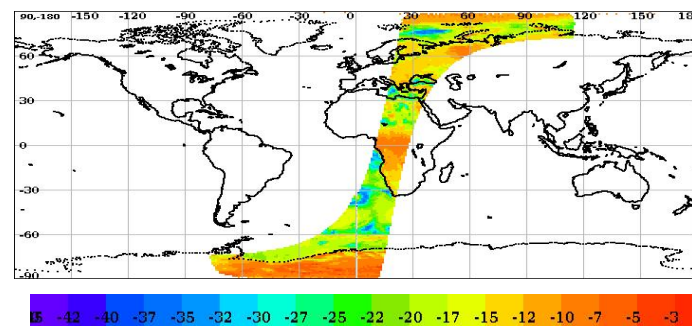


Sigma0(dB)

Inner Beam (HH)



Outer Beam (VV)



Invariant Site Sigma-0 Statistics for Ascending/Descending, Fore/Aft in HH/VV beams

| Site Name | Center Lat | Center Lon | Beam | Node | ScanDir | Sigma0 Min | Sigma0 Max | Sigma0 Mean | Sigma0 Std | BT Min | BT Max | BT Mean | BT Std |
|-----------|------------|------------|-------|------|---------|------------|------------|-------------|------------|--------|--------|---------|--------|
| Sahara | 19.10 | 14.30 | Outer | DSC | Aft | -48.97 | -18.10 | -27.59 | 5.08 | 244.81 | 313.99 | 281.35 | 15.22 |
| Sahara | 19.10 | 14.30 | Outer | DSC | Fore | -41.10 | -18.22 | -26.79 | 4.64 | 243.93 | 314.15 | 277.69 | 15.14 |

Level-2A Cell-wise Deviations*

| Static Parameter Statistics (variations over the cell grid) for the Inner and Outer Beam | | | | | | | | | | | | |
|--|-----------------|---------|--------------|---------|---------|--------------|-----------------|---------|--------------|---------|---------|--------------|
| Parameter | Inner Beam (HH) | | | | | | Outer Beam (VV) | | | | | |
| | Aft | | | Fore | | | Aft | | | Fore | | |
| | Min Rng | Max Rng | Bad Occ. (%) | Min Rng | Max Rng | Bad Occ. (%) | Min Rng | Max Rng | Bad Occ. (%) | Min Rng | Max Rng | Bad Occ. (%) |
| Kpa | 0.00 | 0.07 | 0.00 | 0.00 | 0.07 | 0.00 | 0.00 | 0.07 | 0.00 | 0.00 | 0.07 | 0.00 |
| Kpb | 0.00 | 0.09 | 0.00 | 0.00 | 0.09 | 0.00 | 0.00 | 0.09 | 0.00 | 0.00 | 0.09 | 0.00 |
| Kpc | 0.00 | 0.00 | 0.00 | 0.00 | 0.00 | 0.00 | 0.00 | 0.00 | 0.00 | 0.00 | 0.00 | 0.00 |
| Inc. Angle(deg) | 0.00 | 0.00 | 0.00 | 0.00 | 0.00 | 0.00 | 0.00 | 0.00 | 0.00 | 0.00 | 0.00 | 0.00 |
| Delta Azi.Angle(deg) | 0.00 | 269.15 | 5.38 | 0.00 | 24.72 | 6.70 | 0.00 | 270.13 | 1.79 | 0.00 | 34.52 | 2.58 |

| Category wise Dynamic Parameter Statistics (Variations over the Cell grid) | | | | | | | | | | | | | |
|--|-------------------|---------|---------|--------------|----------|---------|--------------|----------|---------|--------------|-----------|---------|--------------|
| Parameter | Beam | Sea Aft | | | Sea Fore | | | Land Aft | | | Land Fore | | |
| | | Min Rng | Max Rng | Bad Occ. (%) | Min Rng | Max Rng | Bad Occ. (%) | Min Rng | Max Rng | Bad Occ. (%) | Min Rng | Max Rng | Bad Occ. (%) |
| SNR(dB) | Inner (HH) | 0.00 | 40.98 | 1.53 | 0.00 | 43.41 | 2.22 | 0.00 | 36.14 | 0.04 | 0.00 | 26.43 | 0.03 |
| | Outer (VV) | 0.00 | 40.43 | 1.42 | 0.00 | 41.09 | 1.91 | 0.00 | 30.97 | 0.09 | 0.00 | 36.74 | 0.12 |
| Sigma0(dB) | Inner (HH) | 0.00 | 40.61 | 1.50 | 0.00 | 44.99 | 2.15 | 0.00 | 35.40 | 0.05 | 0.00 | 25.50 | 0.02 |
| | Outer (VV) | 0.00 | 40.54 | 1.47 | 0.00 | 37.59 | 1.78 | 0.00 | 30.77 | 0.06 | 0.00 | 33.17 | 0.08 |

| Parameter Specifications with in a cell | | | | | | | |
|---|-----|-----|-----|------------|----------|------------------|-------------|
| Parameter | Kpa | Kpb | Kpc | Inci (deg) | SNR (dB) | Delta Azi. (deg) | Sigma0 (dB) |
| Range | 1.0 | 1.0 | 1.0 | 3.0 | 20.0 | 10.0 | 20.0 |

■ Normal
 ■ Deviation
 ■ Alarming
 ■ High

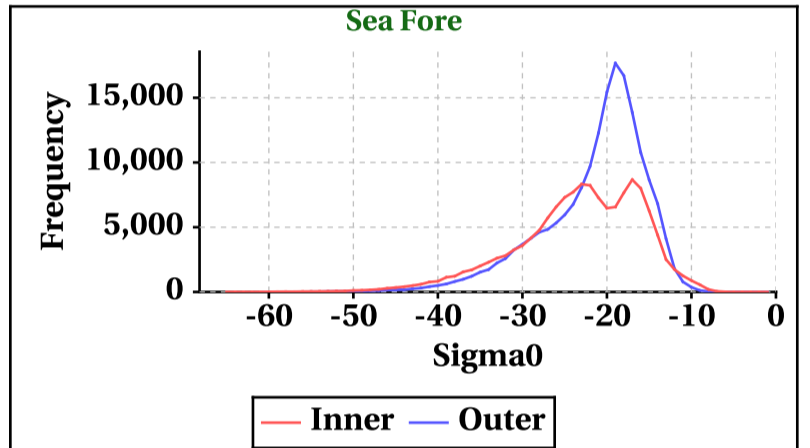
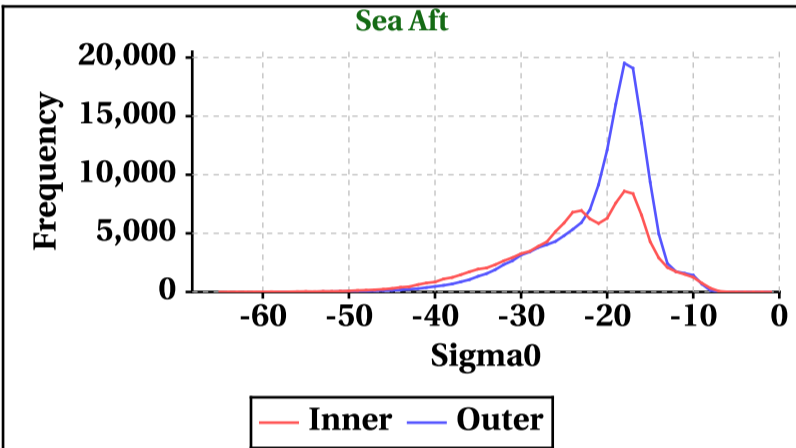
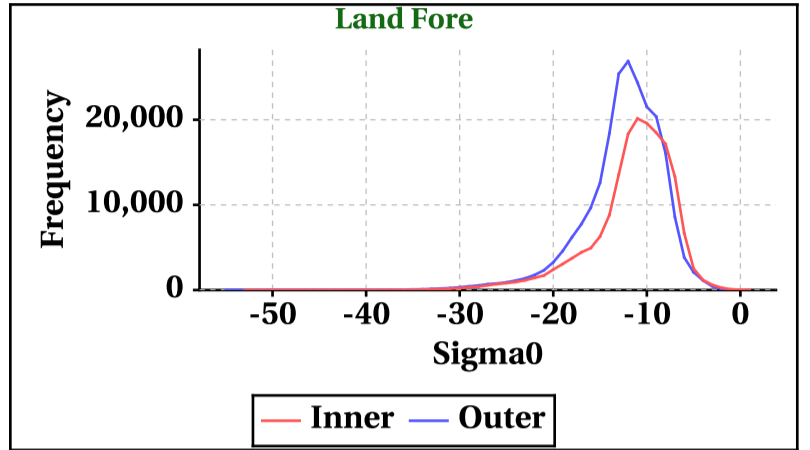
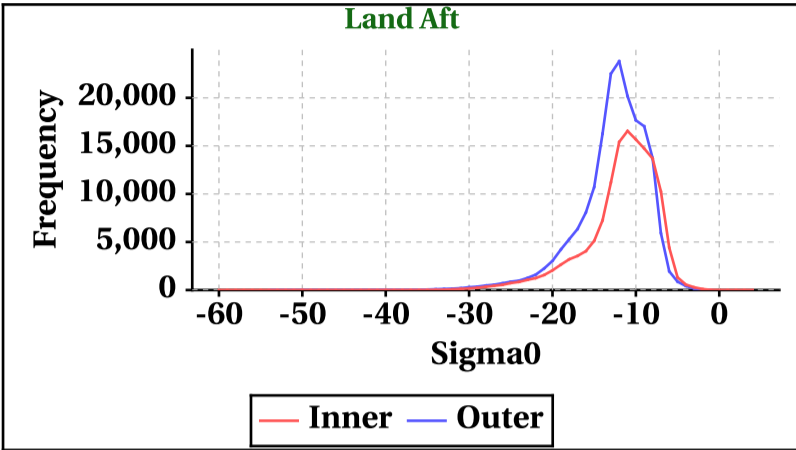
* Note: Deviations within a Cell for a category is observed and flagged if out of range specifications

Dynamic Range (Data Histograms)

Sigma0(db)

| Inner Beam (HH) | | | | |
|-----------------|----------|-----------|---------|----------|
| | Land Aft | Land Fore | Sea Aft | Sea Fore |
| Min | -60 | -53 | -65 | -65 |
| Max | 4 | 1 | -1 | -1 |

| Outer Beam (VV) | | | | |
|-----------------|----------|-----------|---------|----------|
| | Land Aft | Land Fore | Sea Aft | Sea Fore |
| Min | -54 | -55 | -60 | -61 |
| Max | -1 | -1 | -1 | -1 |



Brightness Temperature(K)

| Inner Beam(HH) | | | | |
|----------------|----------|-----------|---------|----------|
| | Land Aft | Land Fore | Sea Aft | Sea Fore |
| Min | 1 | 1 | 1 | 1 |
| Max | 353 | 366 | 297 | 294 |

| Outer Beam(VV) | | | | |
|----------------|----------|-----------|---------|----------|
| | Land Aft | Land Fore | Sea Aft | Sea Fore |
| Min | 1 | 1 | 1 | 1 |
| Max | 500 | 353 | 500 | 313 |

