

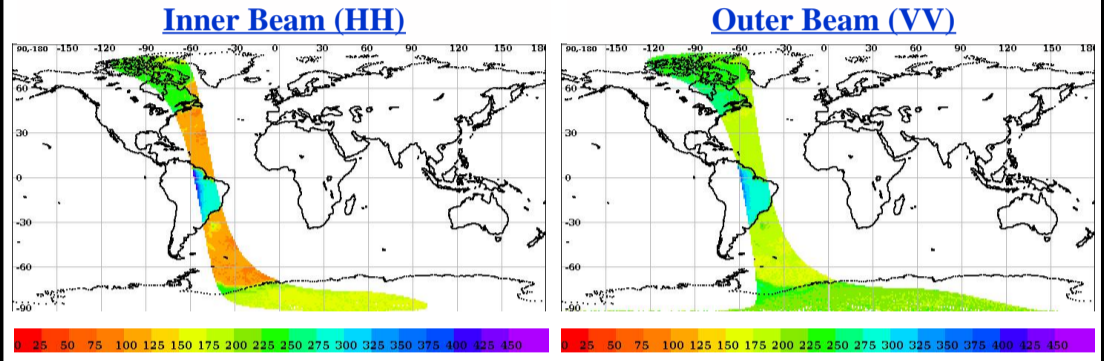
# SCATSAT-1 Scatterometer Level-1B Data Quality Evaluation Report

## Table of Contents

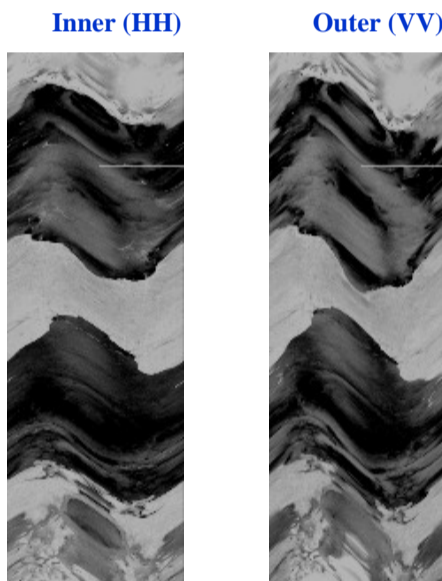
- Half-Orbit Coverage using BT & Sigma-0
- Invariant Site Sigma-0 Statistics (if Available)
- Half-Orbit Data Statistics
- Half Orbit wise - Dynamic Parameter (Sigma-0, Kp, SNR) Behaviour
- Dynamic Range (Data Histogram)
- Half Orbit Wise Behaviour - Static Parameters
- Doppler Variation (Across/Along Track for HH/VV Beam)
- LIB Parameter as a function of Latitude
- Half Orbit OAT Behaviour

|                              |               |                              |              |                               |     |
|------------------------------|---------------|------------------------------|--------------|-------------------------------|-----|
| <b>Satellite Id</b>          | ScatSat-1     | <b>Start Orbit</b>           | 13104        | <b>Total Scans</b>            | 940 |
| <b>Sensor Name</b>           | Scatterometer | <b>End Orbit</b>             | 13105        | <b>No of Inner FootPrints</b> | 281 |
| <b>Processor Version</b>     | v1.1.3        | <b>Rev. Number</b>           | 13104_13105  | <b>No Of Outer FootPrints</b> | 282 |
| <b>Half Orbit Direction</b>  | SN            | <b>Data Production Date</b>  | 19-03-2019   | <b>No. Of Inner Slices</b>    | 9   |
| <b>Equator Crossing Date</b> | 18-03-2019    | <b>Equator Crossing Time</b> | 23:57:00.000 | <b>No Of Outer Slices</b>     | 15  |

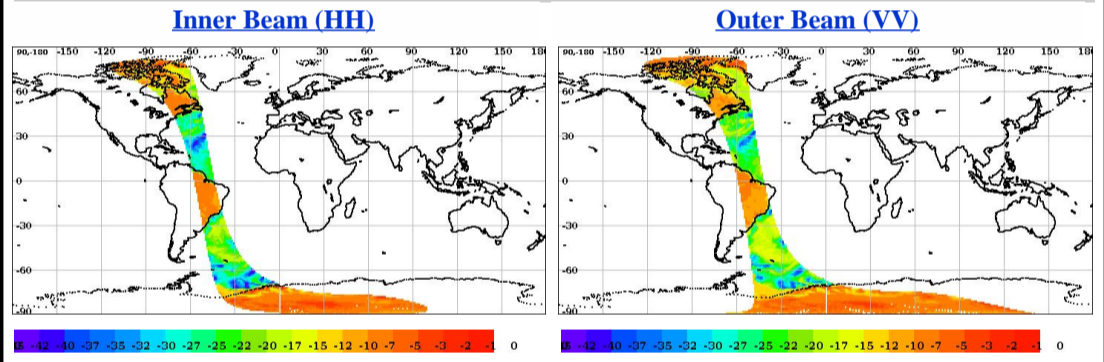
## Brightness Temperature(k) Footprint trace



## Image Snapshot for Inner & Outer Beam



## Sigma0(dB) Footprint trace



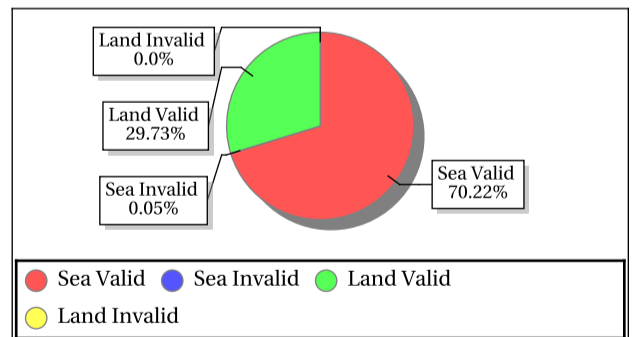
## Invalid and Poor Sigma-0 Quality Flag Statistics for Inner/Outer Slices\*

| Sigma-0 Flags                            | Inner Beam | Outer Beam |
|--|------------|------------|
| Invalid Sigma0(%)                        | 0.05       | 0.16       |
| Data Not Available From Payload (%)      | 100.0      | 31.25      |
| Slice not within sample array limits (%) | 0.00       | 68.75      |
| C(S+N) - C(N) < 0.1 (%)                  | 0.00       | 0.00       |
| Poor Sigma0(%)                           | 22.23      | 13.34      |
| Noise samples for blending Saturated     | 0.001703   | 0.0        |
| Count samp. for interpol. saturated (%)  | 0.00       | 0.00       |
| Sigma0 < lower bound (-96dB) (%)         | 0.0        | 0.0        |
| Sigma0 > upper bound (0 dB) (%)          | 0.00       | 0.00       |
| SNR < -65 dB (%)                         | 0.026876   | 0.071826   |

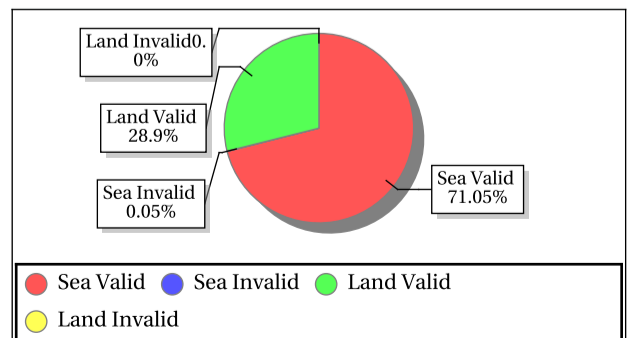
\*DP Format Document

## Sigma-0 Quality Flag Statistics for Inner/Outer Footprints

### Inner Beam (HH)



### Outer Beam (VV)



## Overall statistics for the Static Parameters (Footprint-wise)

| Inner Beam (HH) |         |        |      |              |          |        |      |              |          |       |       |              |           |       |       |              |
|-----------------|---------|--------|------|--------------|----------|--------|------|--------------|----------|-------|-------|--------------|-----------|-------|-------|--------------|
|                 | Sea Aft |        |      |              | Sea Fore |        |      |              | Land Aft |       |       |              | Land fore |       |       |              |
|                 | Min     | Max    | Mean | Bad Occ. (%) | Min      | Max    | Mean | Bad Occ. (%) | Min      | Max   | Mean  | Bad Occ. (%) | Min       | Max   | Mean  | Bad Occ. (%) |
| <b>Kp</b>       | 0.12    | 229.54 | 0.27 | 1.865        | 0.12     | 298.70 | 0.27 | 1.907        | 0.12     | 0.13  | 0.12  | 0.000        | 0.12      | 0.12  | 0.12  | 0.000        |
| <b>Kpa</b>      | 0.01    | 0.02   | 0.01 | 0.000        | 0.01     | 0.02   | 0.01 | 0.000        | 0.01     | 0.01  | 0.01  | 0.000        | 0.01      | 0.01  | 0.01  | 0.000        |
| <b>Kpb</b>      | 0.02    | 0.02   | 0.02 | 0.000        | 0.02     | 0.02   | 0.02 | 0.000        | 0.02     | 0.02  | 0.02  | 0.000        | 0.02      | 0.02  | 0.02  | 0.000        |
| <b>Kpc</b>      | 0.01    | 0.01   | 0.01 | 0.000        | 0.01     | 0.01   | 0.01 | 0.000        | 0.01     | 0.01  | 0.01  | 0.000        | 0.01      | 0.01  | 0.01  | 0.000        |
| <b>SNR</b>      | -33.74  | 23.77  | 4.99 | 0.039        | -34.89   | 24.50  | 6.42 | 0.137        | 6.89     | 30.02 | 20.83 | 20.027       | 9.22      | 30.68 | 21.41 | 33.495       |

| Outer Beam (VV) |         |        |      |              |          |        |      |              |          |       |       |              |           |       |       |              |
|-----------------|---------|--------|------|--------------|----------|--------|------|--------------|----------|-------|-------|--------------|-----------|-------|-------|--------------|
|                 | Sea Aft |        |      |              | Sea Fore |        |      |              | Land Aft |       |       |              | Land fore |       |       |              |
|                 | Min     | Max    | Mean | Bad Occ. (%) | Min      | Max    | Mean | Bad Occ. (%) | Min      | Max   | Mean  | Bad Occ. (%) | Min       | Max   | Mean  | Bad Occ. (%) |
| <b>Kp</b>       | 0.09    | 207.79 | 0.28 | 2.393        | 0.09     | 192.84 | 0.25 | 2.148        | 0.09     | 0.12  | 0.09  | 0.000        | 0.09      | 0.10  | 0.09  | 0.000        |
| <b>Kpa</b>      | 0.01    | 0.01   | 0.01 | 0.000        | 0.01     | 0.02   | 0.01 | 0.000        | 0.01     | 0.01  | 0.01  | 0.000        | 0.01      | 0.01  | 0.01  | 0.000        |
| <b>Kpb</b>      | 0.01    | 0.01   | 0.01 | 0.000        | 0.01     | 0.02   | 0.01 | 0.000        | 0.01     | 0.01  | 0.01  | 0.000        | 0.01      | 0.01  | 0.01  | 0.000        |
| <b>Kpc</b>      | 0.01    | 0.01   | 0.01 | 0.000        | 0.01     | 0.01   | 0.01 | 0.000        | 0.01     | 0.01  | 0.01  | 0.000        | 0.01      | 0.01  | 0.01  | 0.000        |
| <b>SNR</b>      | -34.48  | 18.03  | 2.80 | 0.000        | -34.15   | 18.95  | 3.93 | 0.000        | 2.27     | 22.72 | 15.18 | 0.059        | 5.17      | 22.81 | 15.32 | 0.090        |

| Parameter Specifications |      |      |      |      |        |
|--------------------------|------|------|------|------|--------|
| Parameter                | Kp   | Kpa  | Kpb  | Kpc  | SNR    |
| Min                      | 0.00 | 0.00 | 0.00 | 0.00 | -65.00 |
| Max                      | 1.00 | 1.00 | 1.00 | 1.00 | 22.00  |

- Normal
- Deviations
- Alarming
- High Errors

## Overall statistics for static parameter (Footprint-wise)

|                              | Inner Beam (HH) |         |         |              | Outer Beam (VV) |         |         |              | Parameter Specifications |         |         |
|------------------------------|-----------------|---------|---------|--------------|-----------------|---------|---------|--------------|--------------------------|---------|---------|
|                              | Min             | Max     | Mean    | Bad Occ. (%) | Min             | Max     | Mean    | Bad Occ. (%) | Parameter                | Min     | Max     |
| <b>Incidence Angle (deg)</b> | 48.72           | 49.36   | 49.01   | 0.000        | 57.45           | 58.26   | 57.85   | 0.000        | Inci.(Inner)             | 47.10   | 49.90   |
| <b>Azimuth Diff. (deg)</b>   | 0.0000          | 190.37  | 1.27    | 1.890        | 0.0000          | 294.89  | 1.27    | 3.020        | Inci.(Outer)             | 57.30   | 58.90   |
| <b>Range(Km)</b>             | 1021.36         | 1069.86 | 1040.27 | 14.991       | 1196.24         | 1256.16 | 1220.30 | 38.052       | Azimuth Diff.            | 0.60    | 2.00    |
| <b>X Factor(dbm)</b>         | -91.61          | -89.76  | -90.32  | 0.000        | -95.55          | -91.82  | -92.12  | 0.000        | Range(Inner)             | 1025.00 | 1095.70 |
| <b>Across Distance (Km)</b>  | 15.58           | 16.16   | 15.81   | 0.000        | 20.56           | 21.20   | 20.79   | 0.000        | Range(Outer)             | 1210.00 | 1280.00 |
| <b>Along Distance (Km)</b>   | 18.76           | 7395.49 | 35.58   | 3.000        | 8.83            | 7583.41 | 35.98   | 6.000        | X-Factor                 | -100.00 | -80.00  |
|                              |                 |         |         |              |                 |         |         |              | Ac.Distance(Inner)       | 15.00   | 20.00   |
|                              |                 |         |         |              |                 |         |         |              | Ac.Distance(Outer)       | 15.00   | 22.00   |
|                              |                 |         |         |              |                 |         |         |              | Al.Distance(Inner)       | 15.00   | 30.00   |
|                              |                 |         |         |              |                 |         |         |              | Al.Distance(Outer)       | 10.00   | 30.00   |
|                              |                 |         |         |              |                 |         |         |              |                          |         |         |

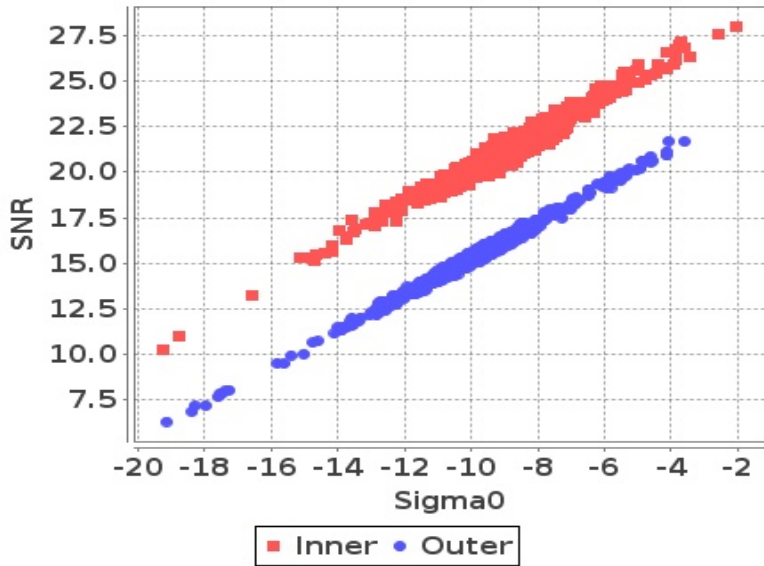
- Normal
- Deviations
- Alarming
- High Errors



## Sigma0 Behaviour (Sigma0 Vs SNR)

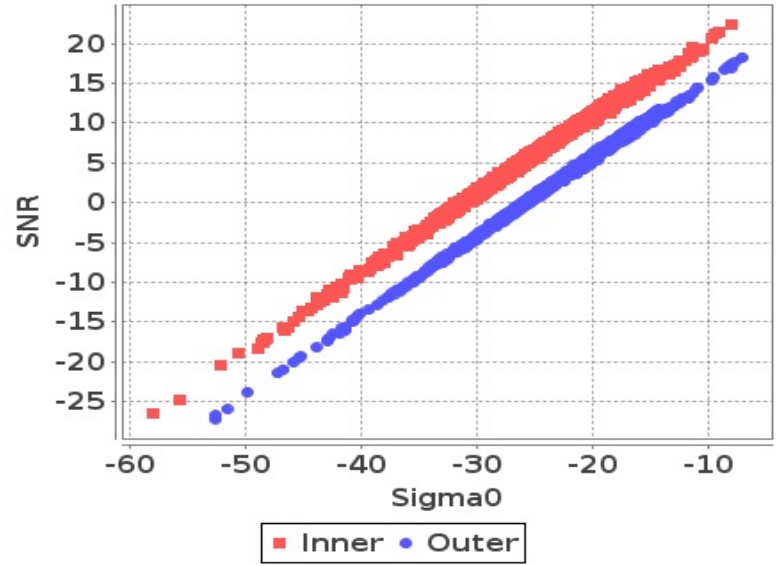
Footprint-Land

Sigma0 Vs SNR (Land)



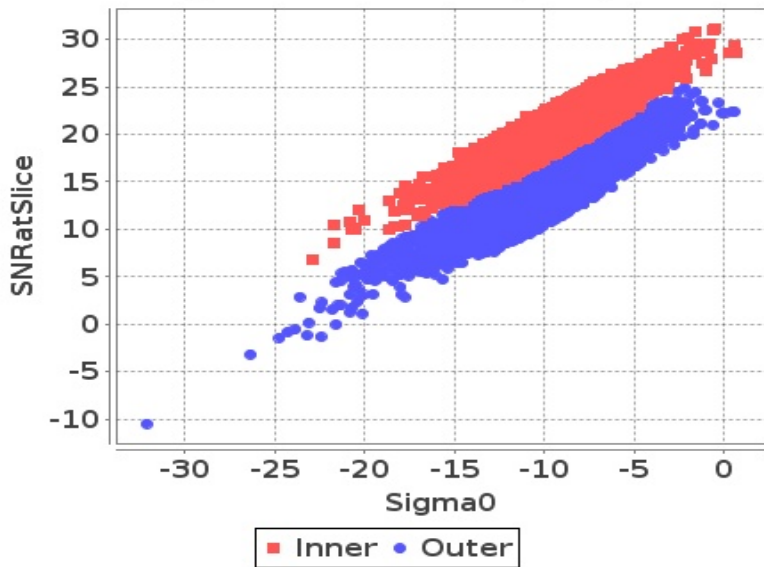
Footprint-Sea

Sigma0 Vs SNR (Sea)



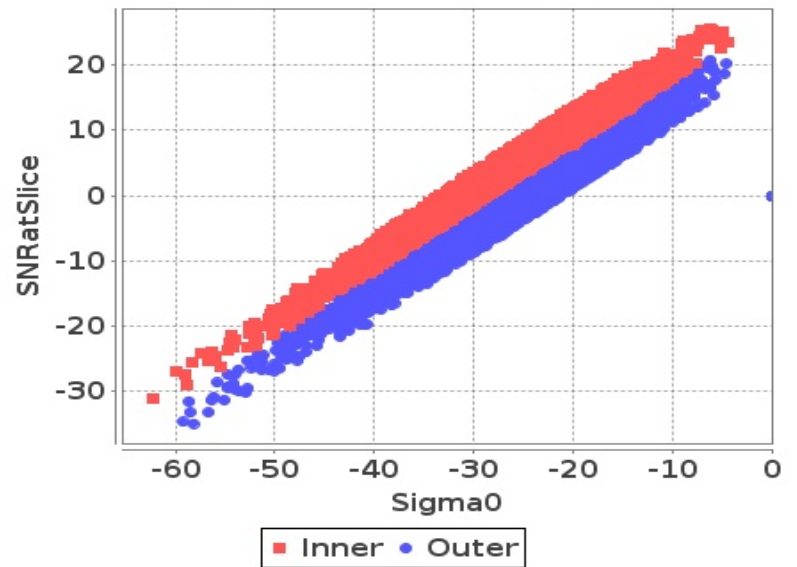
Slice-Land

Sigma0 Vs SNRatSlice (Land)



Slice-Sea

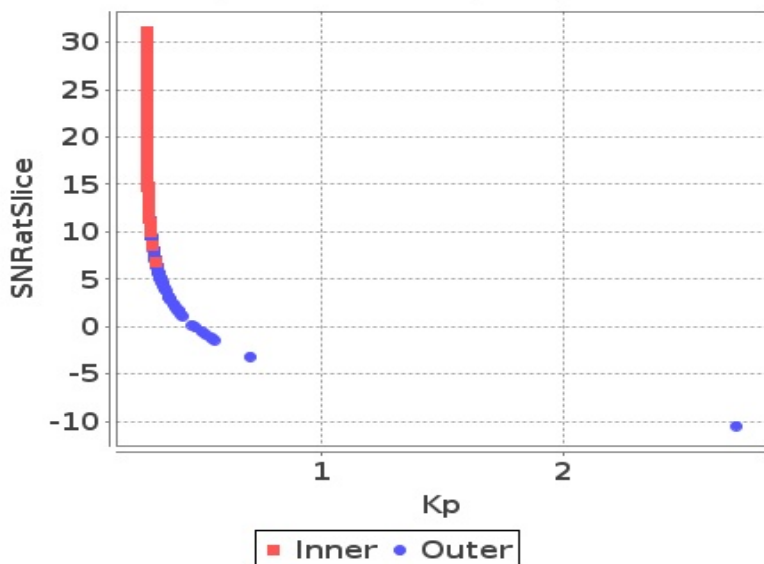
Sigma0 Vs SNRatSlice (Sea)



## Sigma0 Behaviour (Kp Vs SNR)

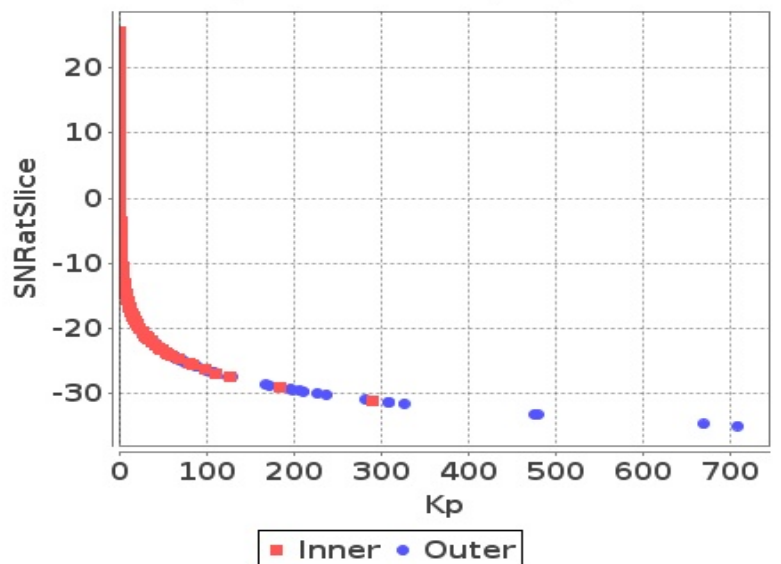
Slice

Kp Vs SNRatSlice (Land)



Slice

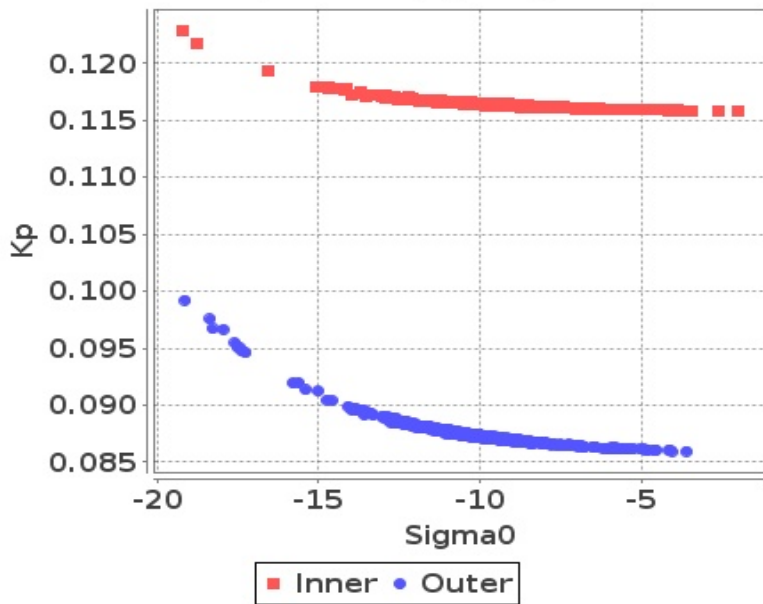
Kp Vs SNRatSlice (Sea)



# Sigma0 Behaviour(Sigma0 Vs Kp)

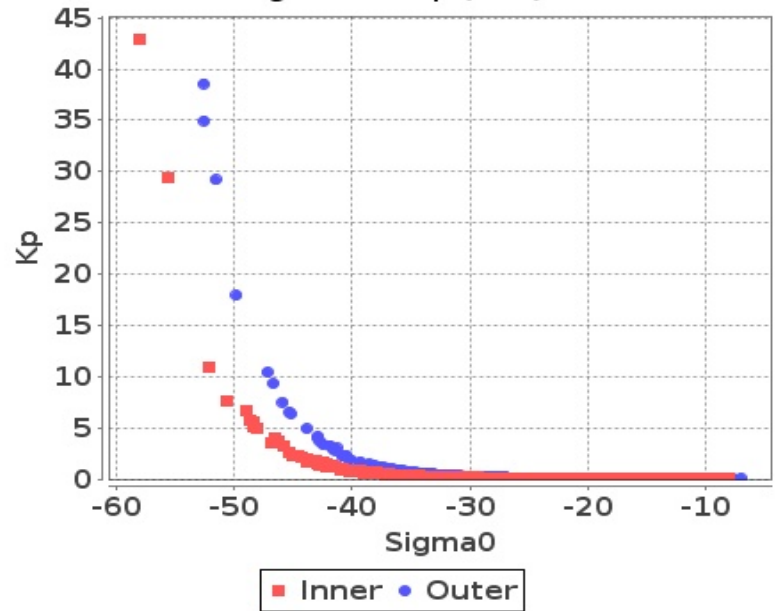
## Footprint-Land

### Sigma0 Vs Kp (Land)



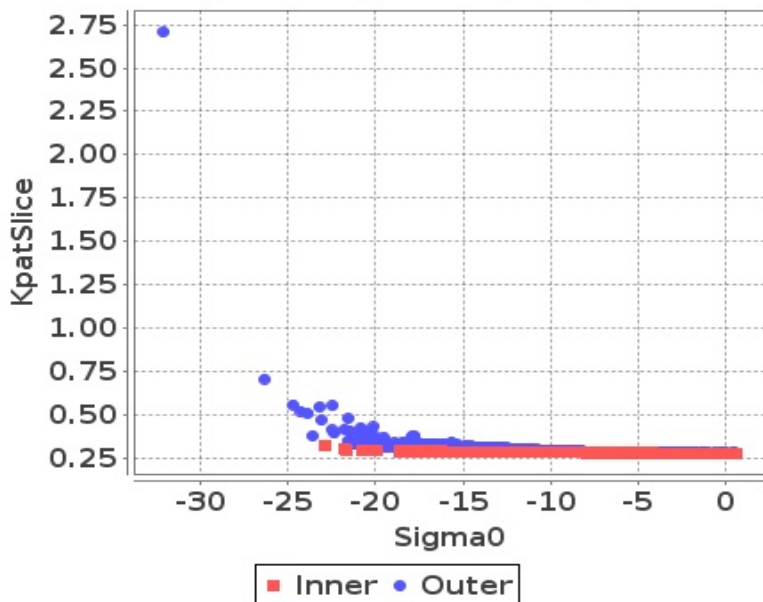
## Footprint-Sea

### Sigma0 Vs Kp (Sea)



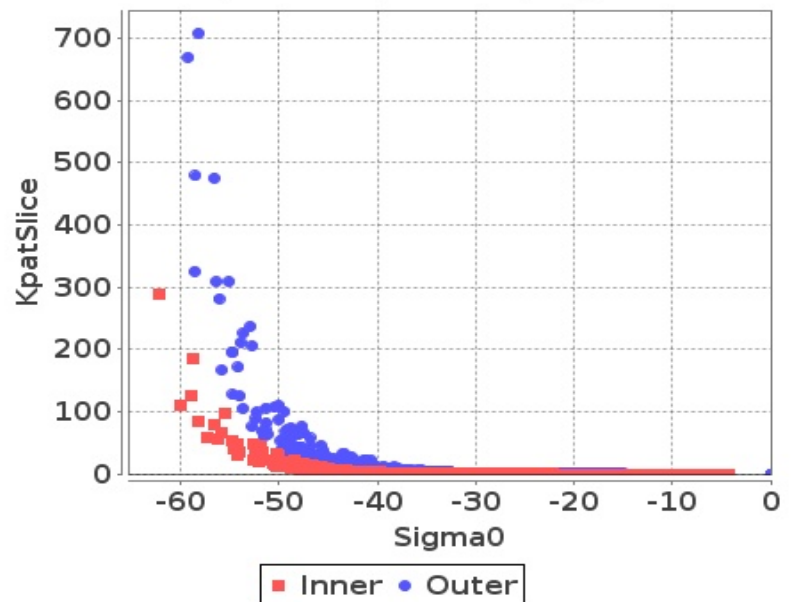
## Slice-Land

### Sigma0 Vs KpatSlice (Land)



## Slice-Sea

### Sigma0 Vs KpatSlice (Sea)

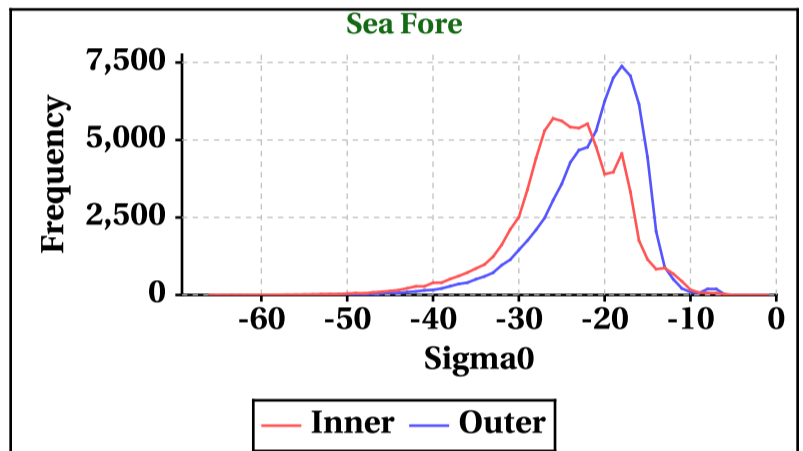
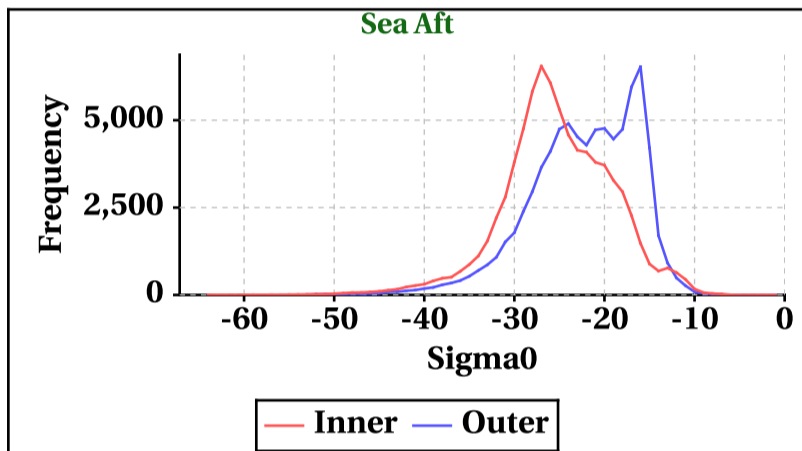
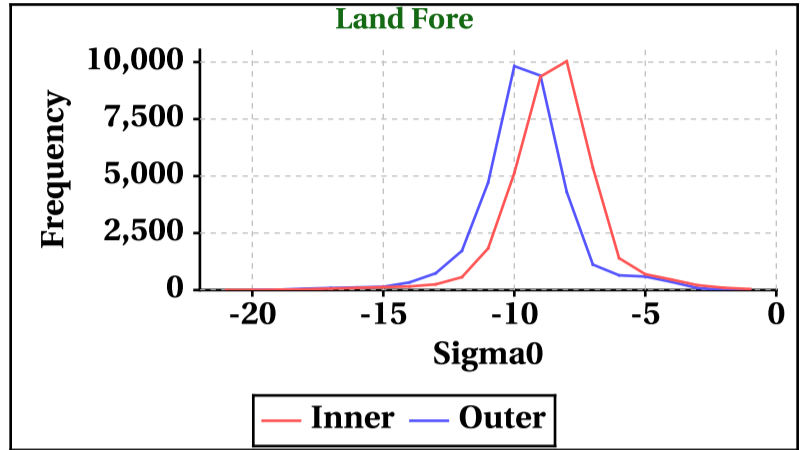
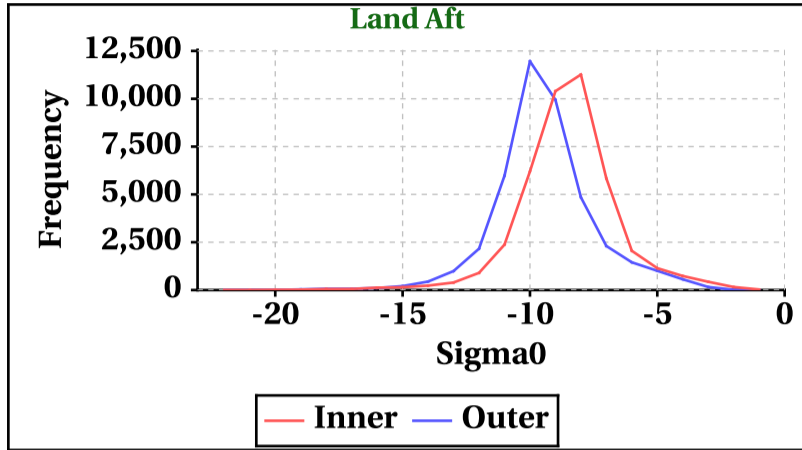


# Dynamic Range (Data Histograms)

## Sigma0(db)

| Inner Beam (HH) |          |           |         |          |
|-----------------|----------|-----------|---------|----------|
|                 | Land Aft | Land Fore | Sea Aft | Sea Fore |
| Min             | -22      | -21       | -64     | -66      |
| Max             | 0        | 0         | 0       | 0        |

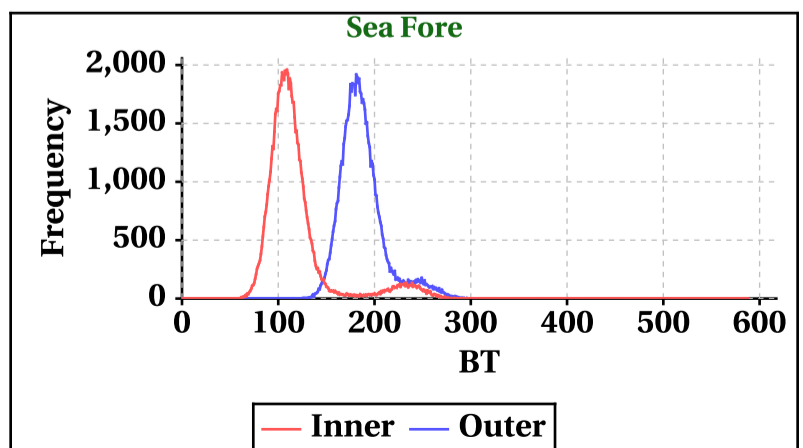
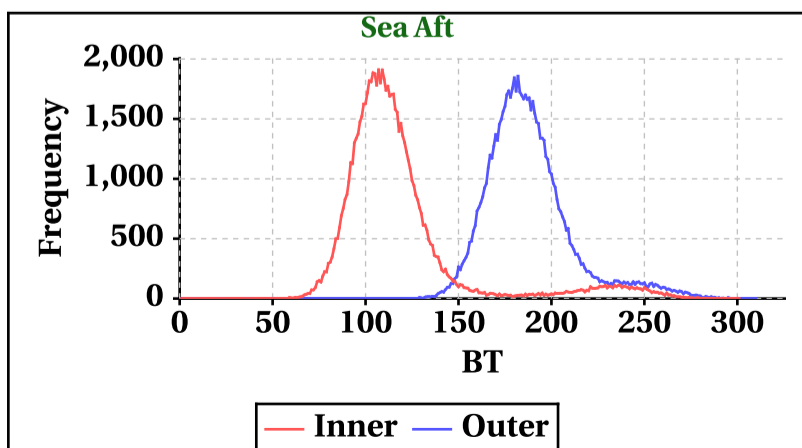
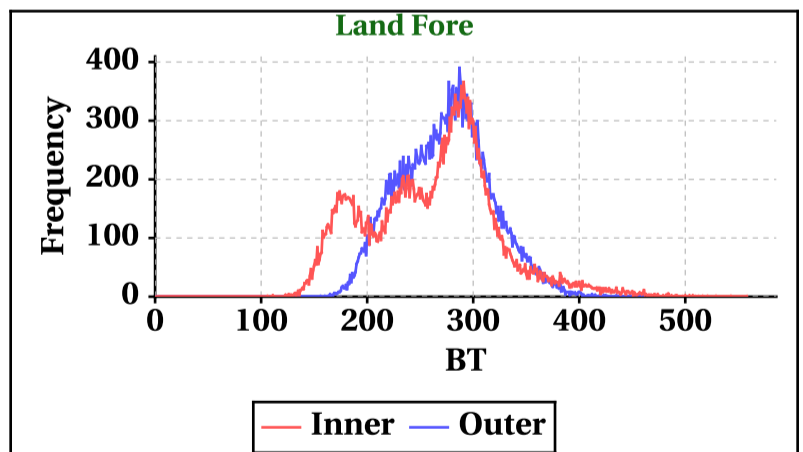
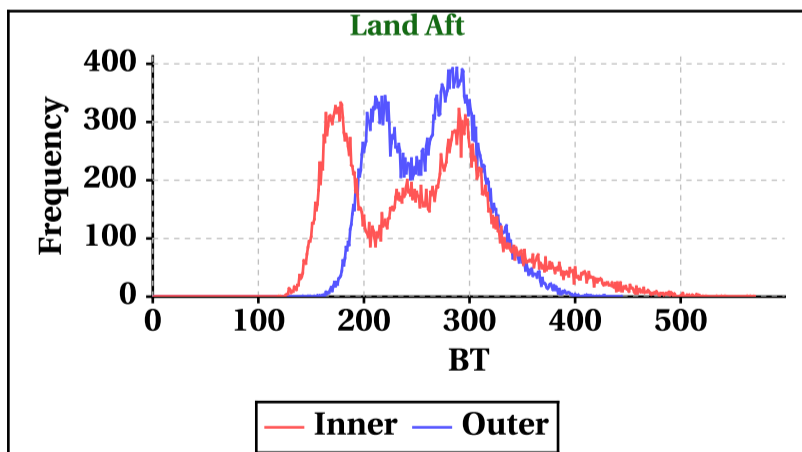
| Outer Beam (VV) |          |           |         |          |
|-----------------|----------|-----------|---------|----------|
|                 | Land Aft | Land Fore | Sea Aft | Sea Fore |
| Min             | -22      | -20       | -60     | -59      |
| Max             | 0        | 0         | 0       | 0        |



## Brightness Temperature(K)

| Inner Beam(HH) |          |           |         |          |
|----------------|----------|-----------|---------|----------|
|                | Land Aft | Land Fore | Sea Aft | Sea Fore |
| Min            | 0        | 0         | 0       | 0        |
| Max            | 570      | 558       | 301     | 588      |

| Outer Beam(VV) |          |           |         |          |
|----------------|----------|-----------|---------|----------|
|                | Land Aft | Land Fore | Sea Aft | Sea Fore |
| Min            | 0        | 0         | 0       | 0        |
| Max            | 444      | 461       | 310     | 313      |

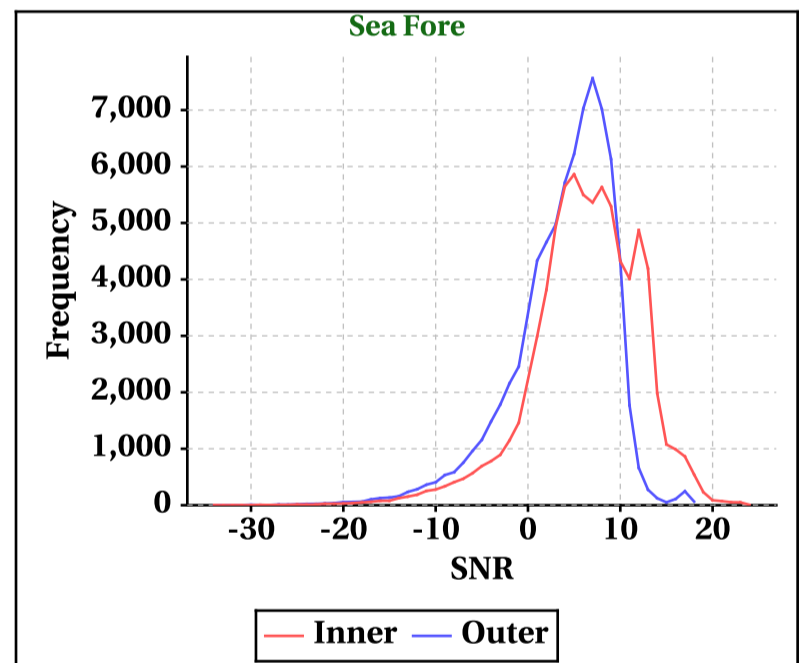
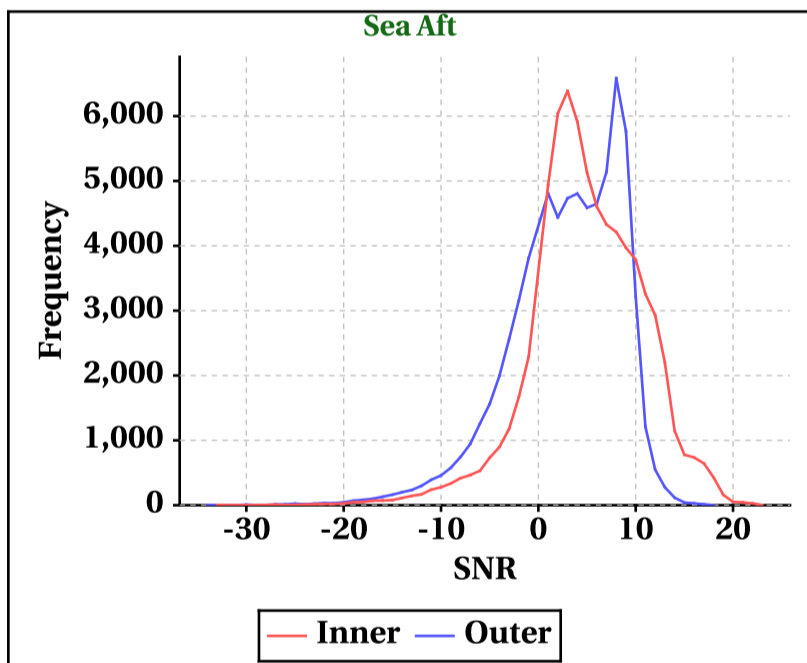
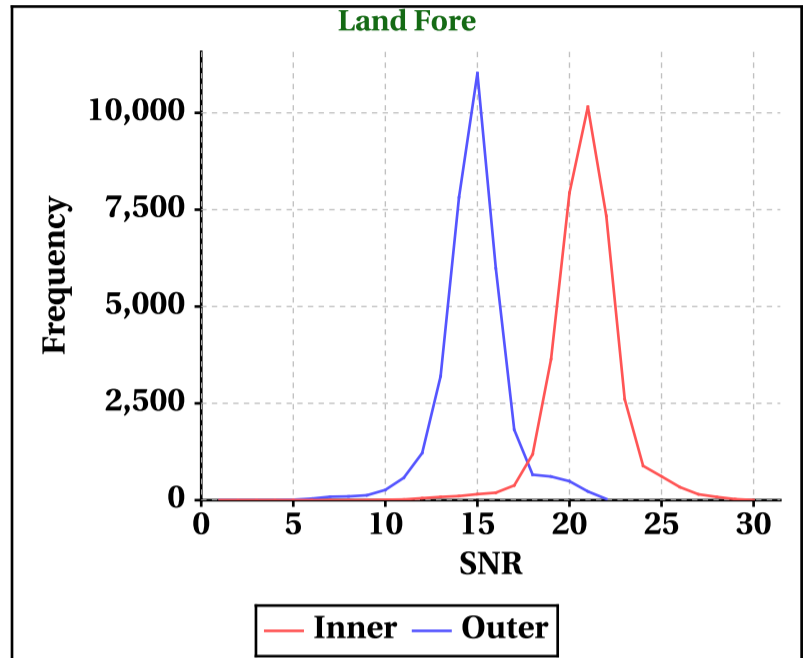
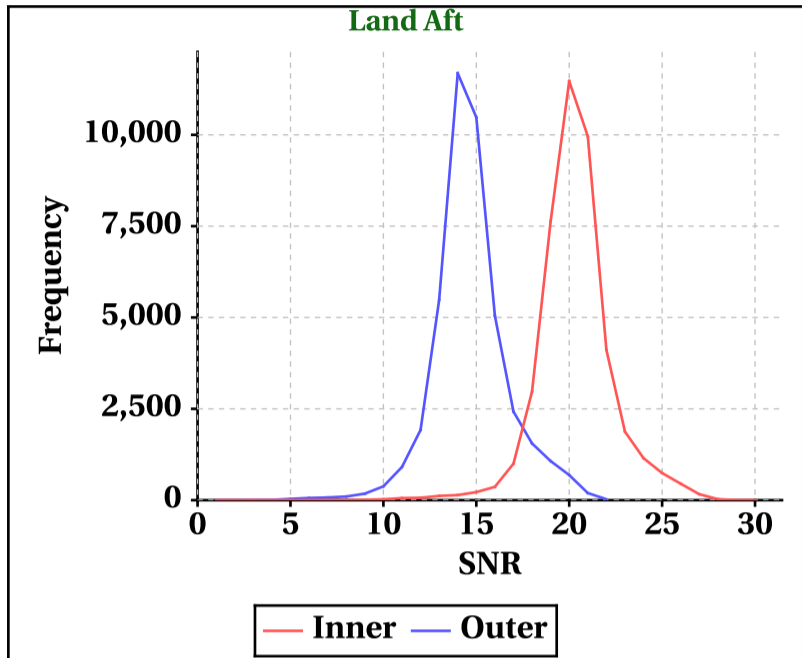


# Dynamic Range (Data Histograms)

## SNR(dBm)

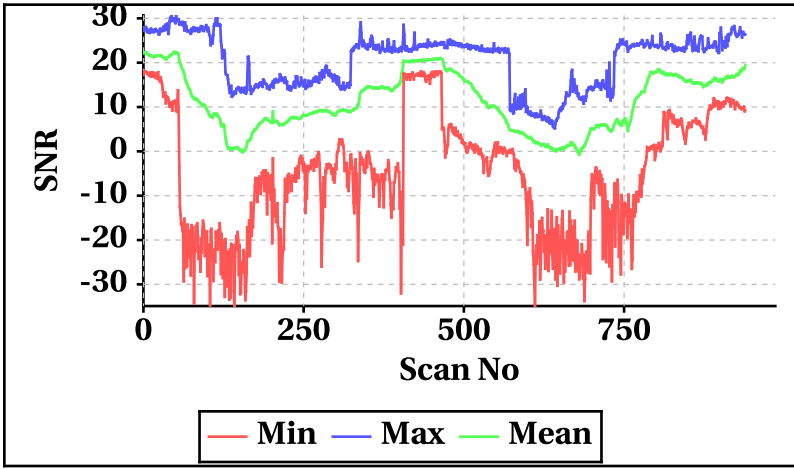
| Inner Beam (HH) |          |           |         |          |
|-----------------|----------|-----------|---------|----------|
|                 | Land Aft | Land Fore | Sea Aft | Sea Fore |
| Min             | 0        | 0         | -33     | -34      |
| Max             | 30       | 30        | 23      | 24       |

| Outer Beam (VV) |          |           |         |          |
|-----------------|----------|-----------|---------|----------|
|                 | Land Aft | Land Fore | Sea Aft | Sea Fore |
| Min             | 0        | 0         | -34     | -34      |
| Max             | 22       | 22        | 18      | 18       |

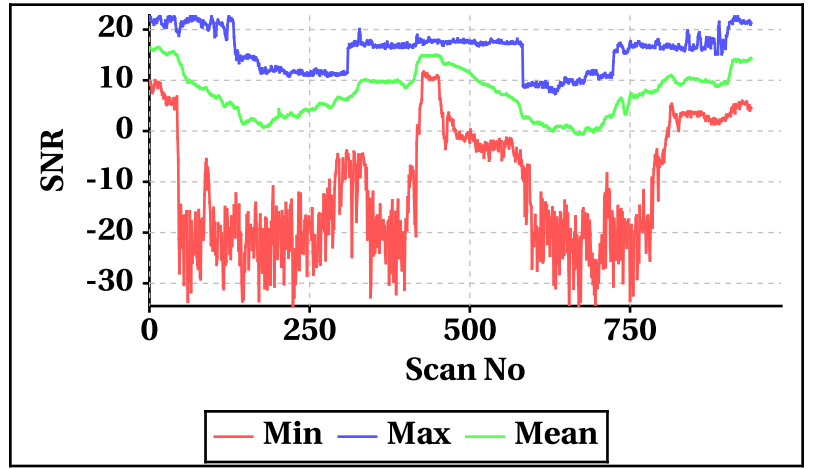


## Orbit-wise behaviour of SNR

Inner Beam (HH)

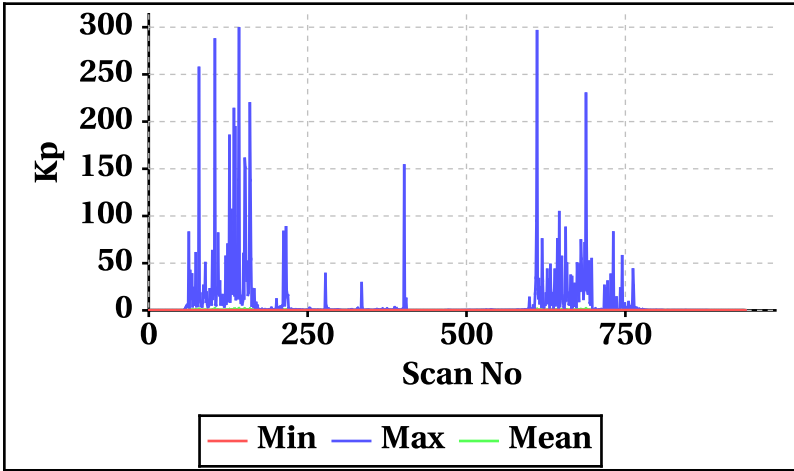


Outer Beam(VV)

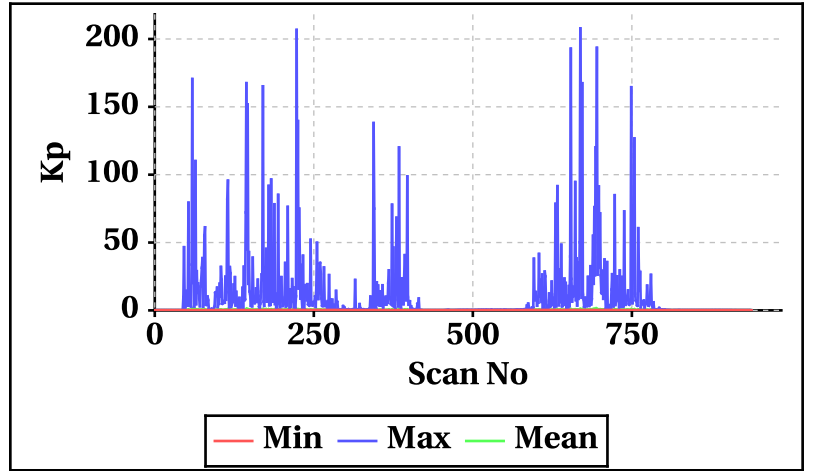


## Orbit-wise behaviour of Kp,Kpa,Kpb,Kpc

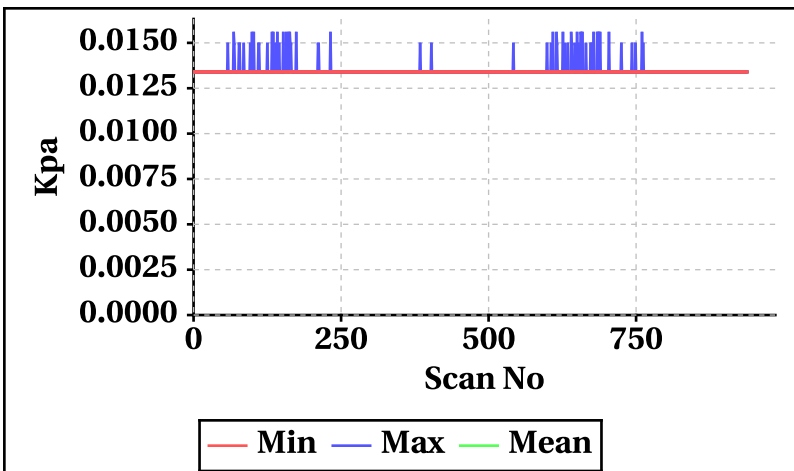
Inner Beam(HH)



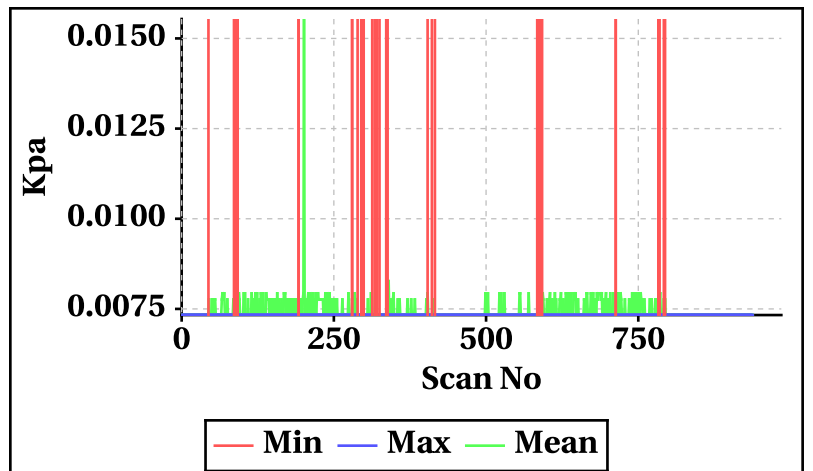
Outer Beam(VV)



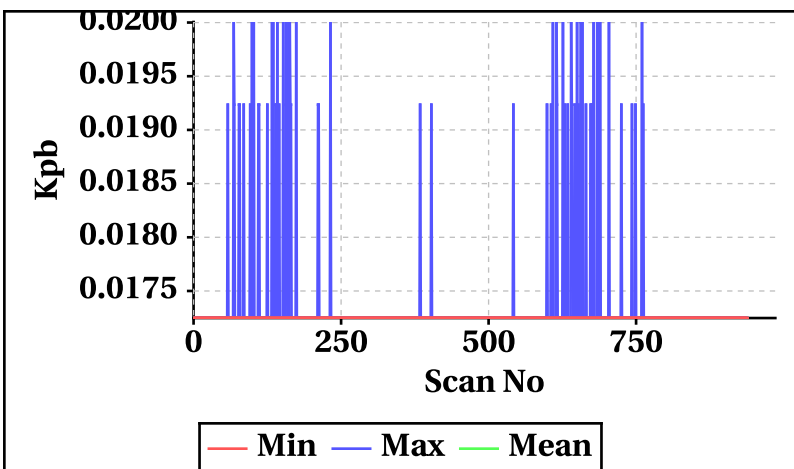
Inner Beam(HH)



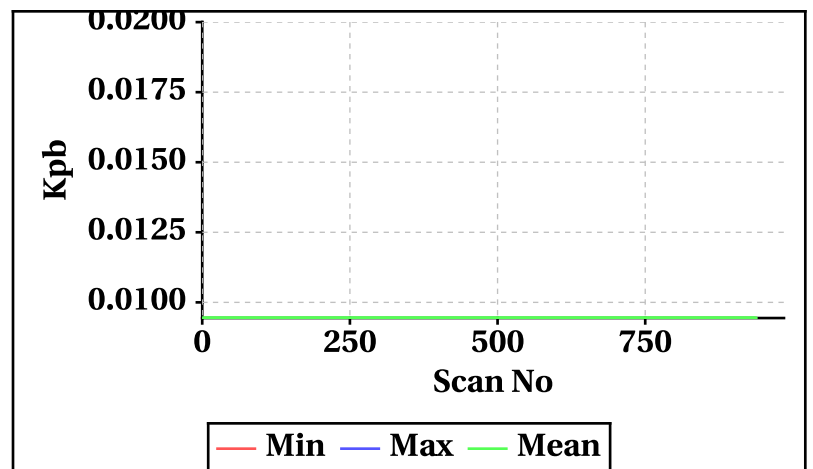
Outer Beam(VV)



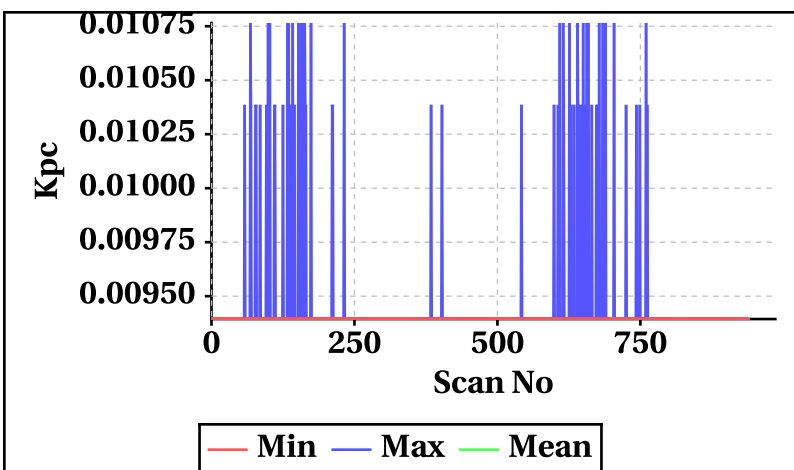
Inner Beam(HH)



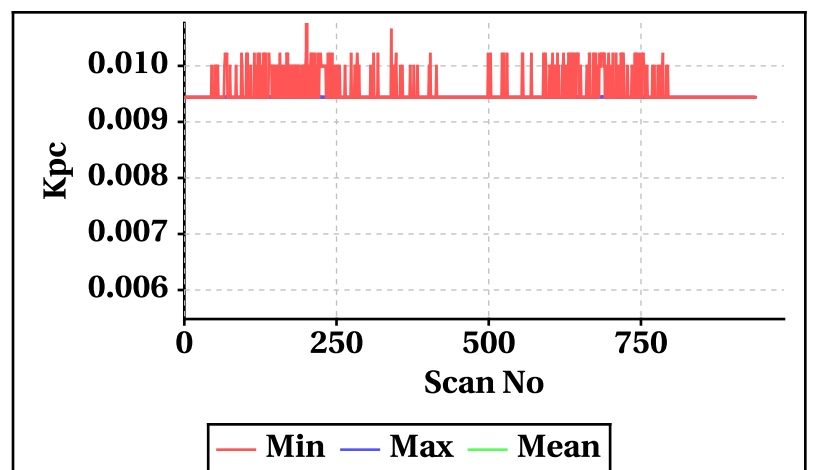
Outer Beam(VV)



Inner Beam(HH)

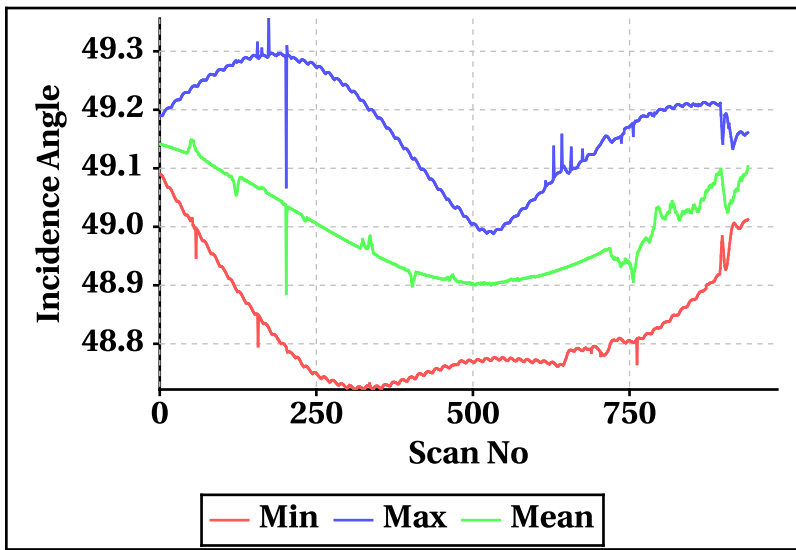


Outer Beam(VV)

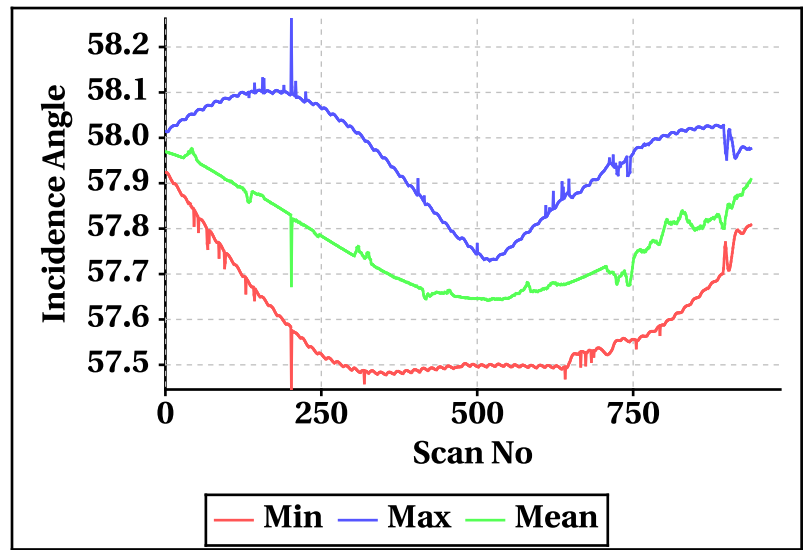


Orbit-wise behaviour of Incidence, Azimuth, Range, X-Factor

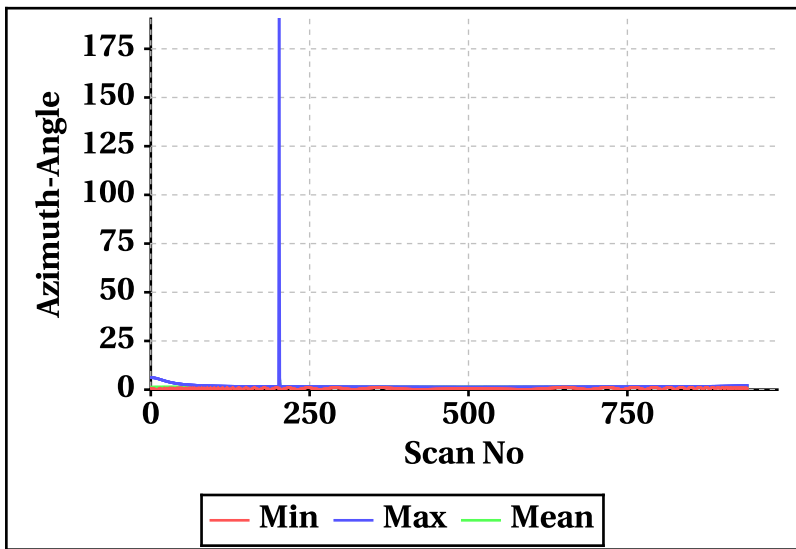
Inner Beam (HH)



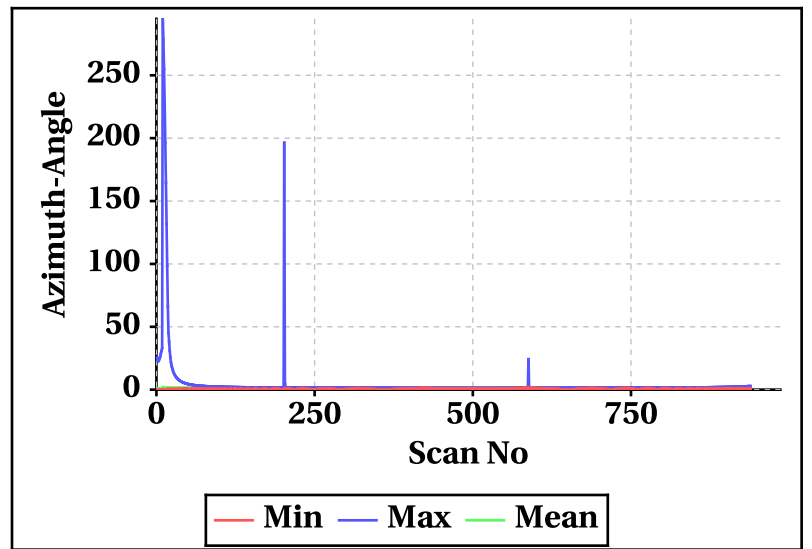
Outer Beam(VV)



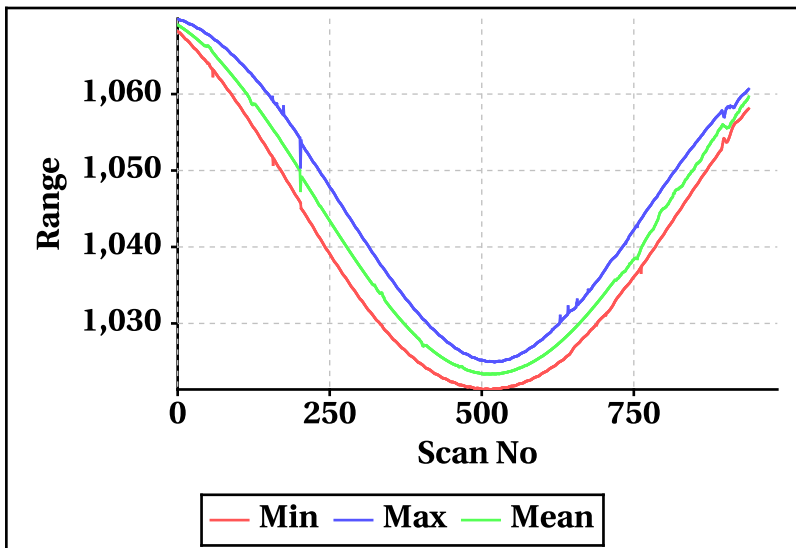
Inner Beam (HH)



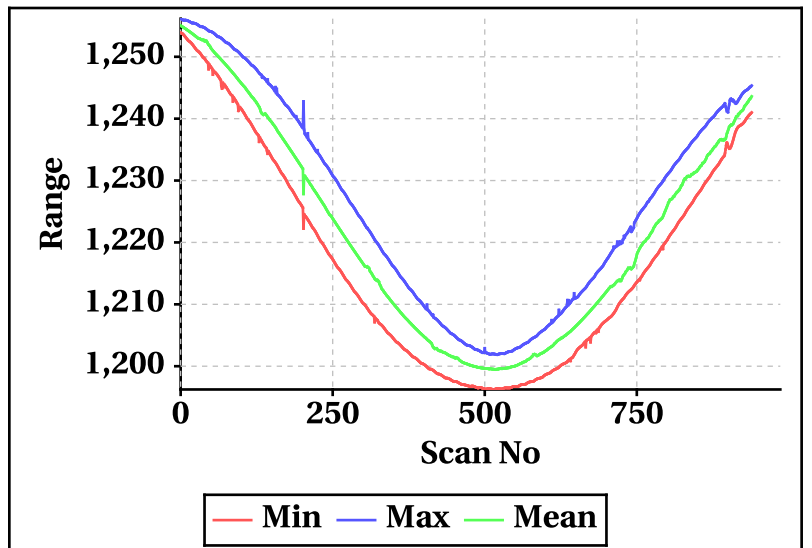
Outer Beam(VV)



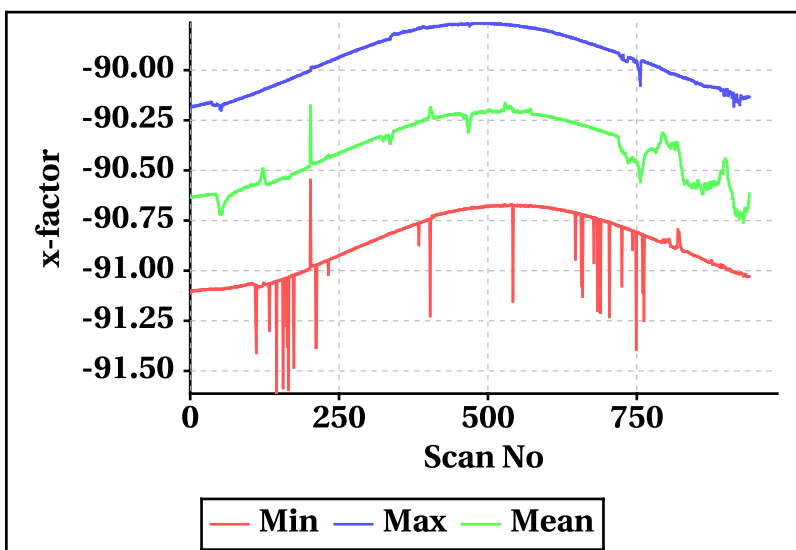
Inner Beam (HH)



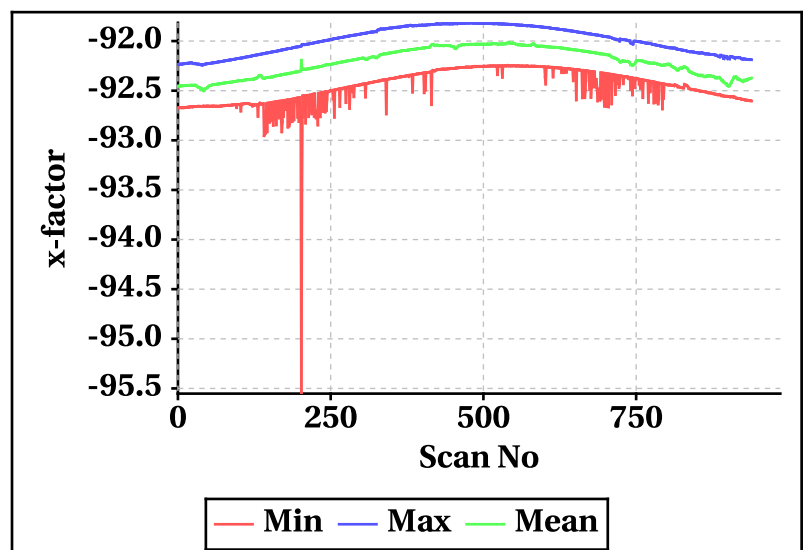
Outer Beam(VV)



Inner Beam (HH)



Outer Beam(VV)



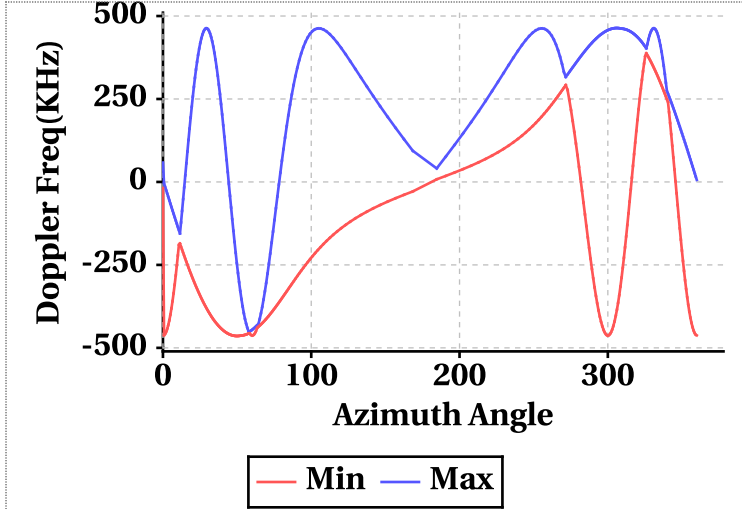


# Doppler Frequency Variation

Doppler Frequency(KHz) variation statistics Over the half Orbit

|     | Inner Beam (HH) | Outer Beam (VV) |
|-----|-----------------|-----------------|
| Min | -464.20         | -520.16         |
| Max | 463.74          | 519.74          |

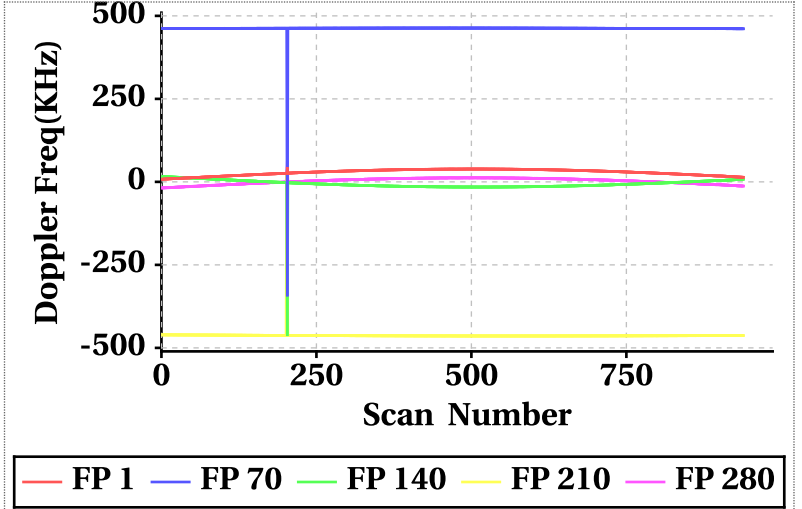
Footprint wise Doppler frequency variation Inner Beam (HH)



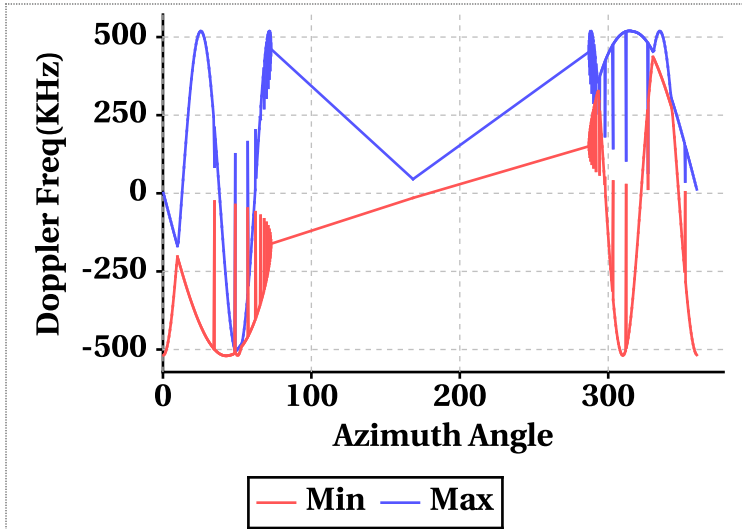
Doppler Frequency(KHz) variation

| Doppler_FP  | Inner Beam (HH) |        |         | Outer Beam (VV) |        |         |
|-------------|-----------------|--------|---------|-----------------|--------|---------|
|             | Min             | Max    | Mean    | Min             | Max    | Mean    |
| Doppler_1   | 7.92            | 40.78  | 28.58   | 3.12            | 37.76  | 26.41   |
| Doppler_70  | -340.92         | 463.24 | 461.73  | -395.38         | 519.44 | 517.62  |
| Doppler_140 | -460.34         | 16.36  | -5.97   | -517.50         | 12.38  | -12.51  |
| Doppler_210 | -464.14         | 20.90  | -462.44 | -519.96         | 23.46  | -518.22 |
| Doppler_280 | -18.34          | 58.36  | 2.21    | -14.80          | 45.24  | 8.36    |

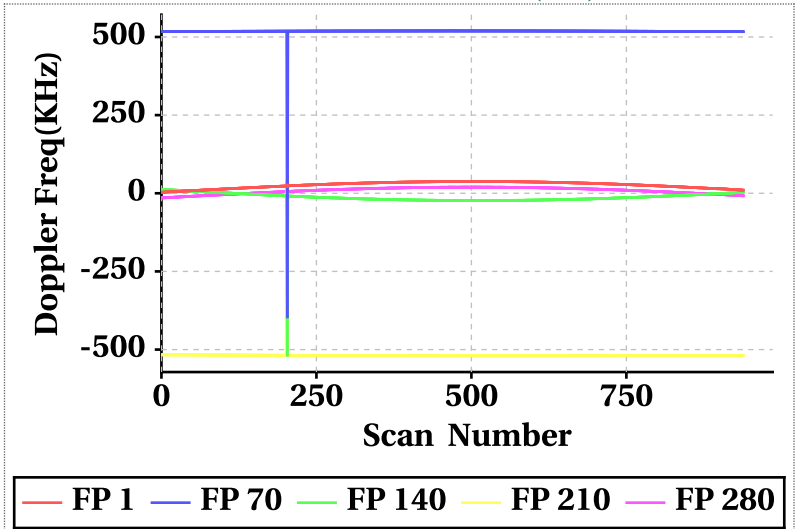
Doppler frequency variation at footprints: 1, 70, 140, 210 & 280 Inner Beam (HH)



Footprint wise Doppler frequency variation Outer Beam (VV)

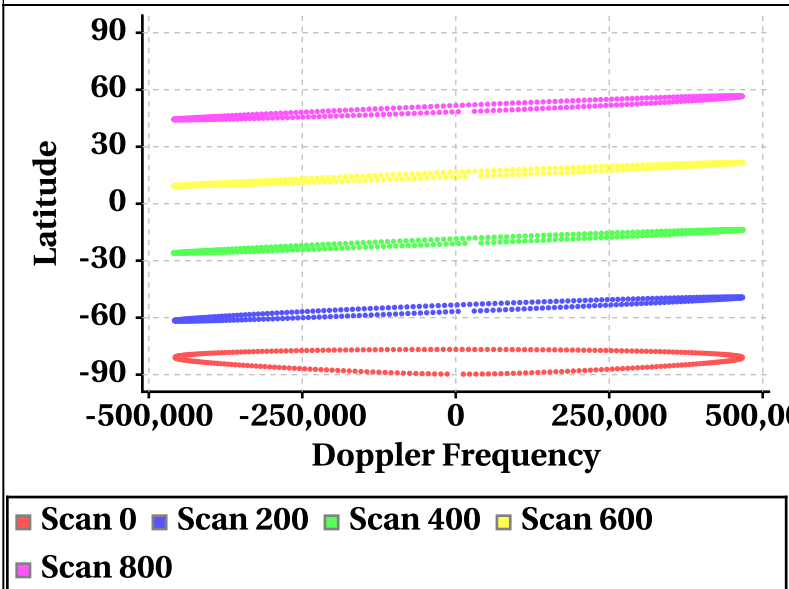


Doppler frequency variation at footprints: 1, 70, 140, 210 & 280 Outer Beam (VV)

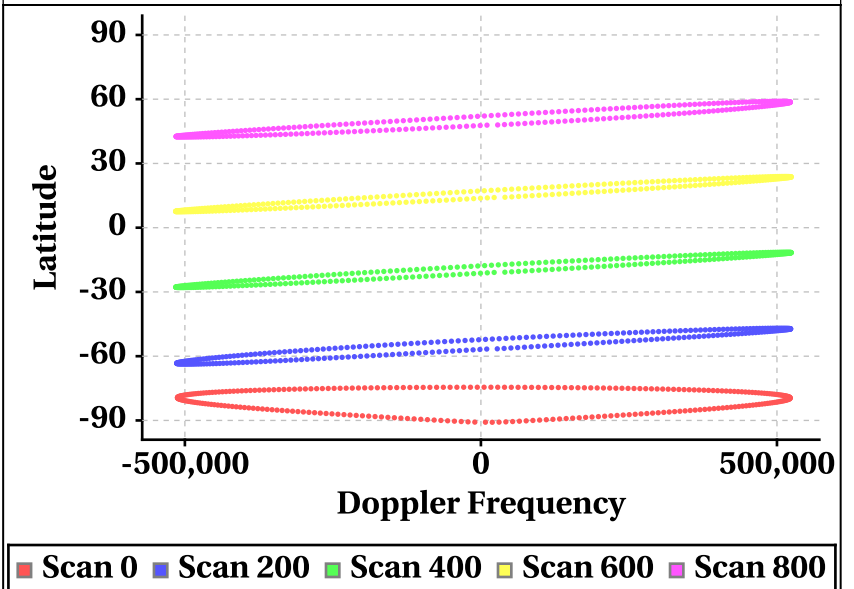


# Latitude Vs Doppler Frequency

Doppler Frequency at Scan Interval of 200 [Inner Beam(HH)]



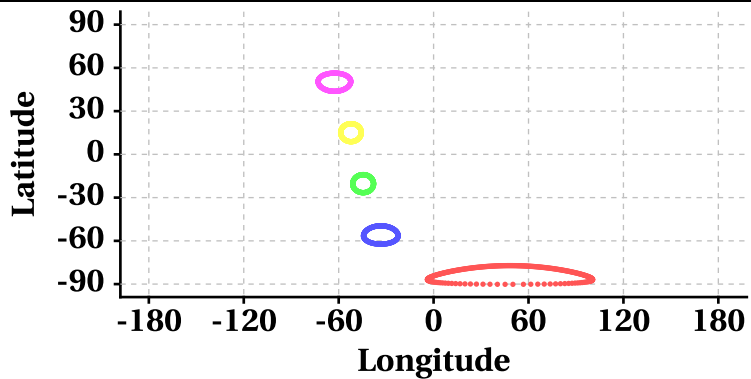
Doppler Frequency at Scan Interval of 200 [Outer Beam(VV)]



# Parameter as a function of Latitude

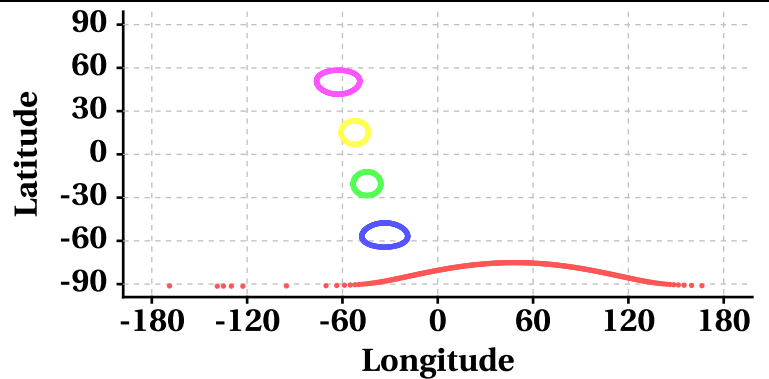
## Latitude Vs Longitude

Scan Trace [Inner Beam(HH)]



Scan 0 Scan 200 Scan 400 Scan 600  
Scan 800

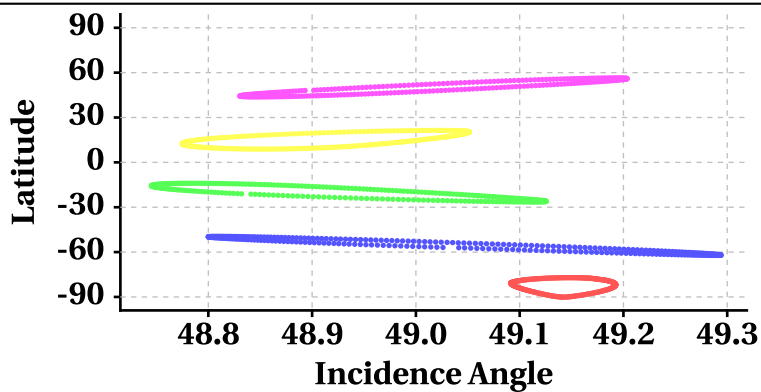
Scan Trace [Outer Beam (VV)]



Scan 0 Scan 200 Scan 400 Scan 600  
Scan 800

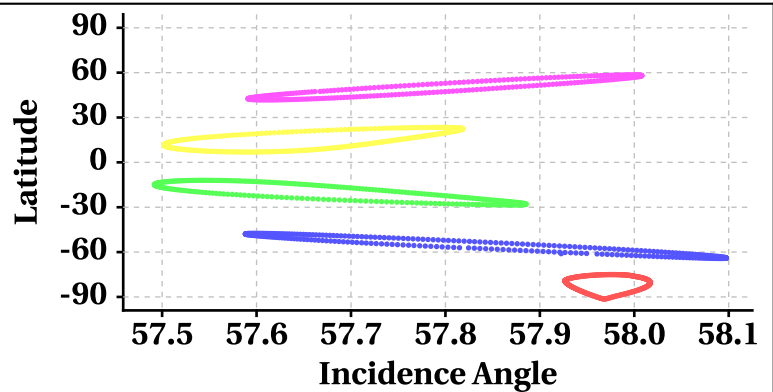
## Latitude Vs Incidence Angle

Incidence Angle at Scan Interval of 200 [Inner Beam(HH)]



Scan 0 Scan 200 Scan 400 Scan 600  
Scan 800

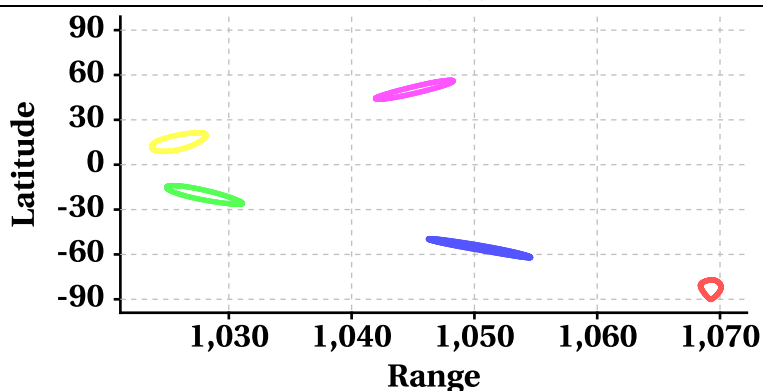
Incidence Angle at Scan Interval of 200 [Outer Beam (VV)]



Scan 0 Scan 200 Scan 400 Scan 600  
Scan 800

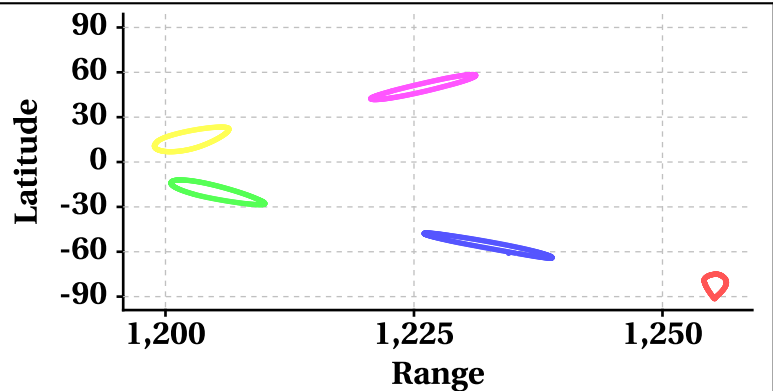
## Latitude Vs Range

Range at Scan Interval of 200 [Inner Beam(HH)]



Scan 0 Scan 200 Scan 400 Scan 600  
Scan 800

Range at Scan Interval of 200 [Outer Beam(VV)]



Scan 0 Scan 200 Scan 400 Scan 600  
Scan 800



# Variation in Orbit and Attitude Parameters

