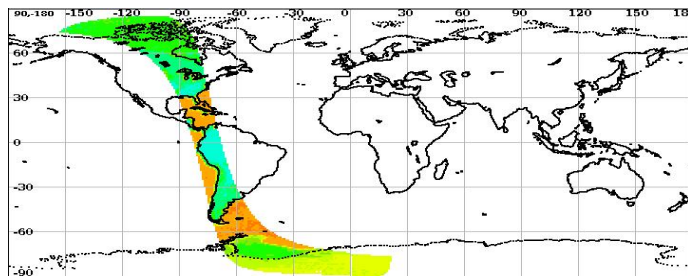


Scatsat-1 Scatterometer Level-2A Data Quality Evaluation Report

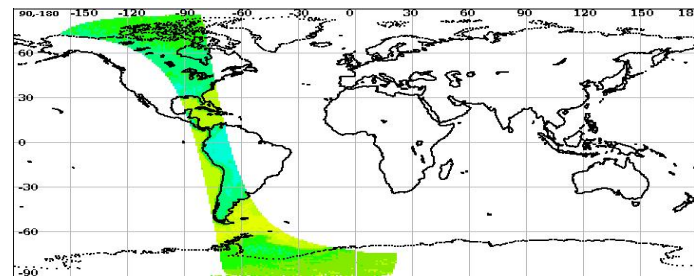
| Satellite | Sensor | Start Orbit | End Orbit |
|----------------|-----------------|-------------------|-----------------|
| SCATSAT-1 | Scatterometer | 13540 | 13541 |
| WV Cells Along | WV Cells Across | EquatorCrossDate | Production Date |
| 791 | 72 | 18-04-2019 | 18-04-2019 |
| Direction | WVC Size(km) | Processor Version | |
| SN | 25 | v1.1.3 | |

Brightness Temperature

Inner Beam (HH)

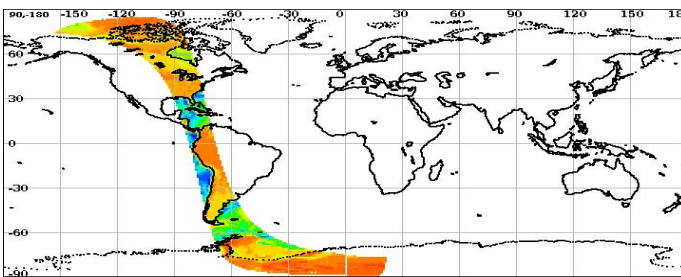


Outer Beam (VV)

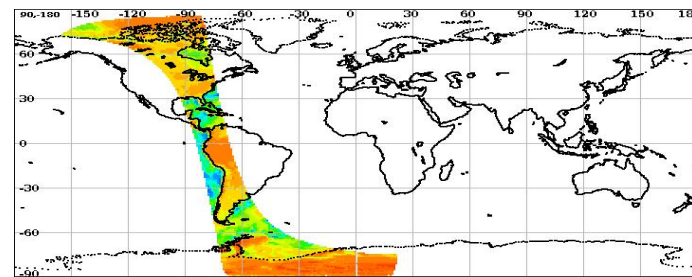


Sigma0(dB)

Inner Beam (HH)



Outer Beam (VV)



Invariant Site Sigma-0 Statistics for Ascending/Descending, Fore/Aft in HH/VV beams

| Site Name | Center Lat | Center Lon | Beam | Node | ScanDir | Sigma0 Min | Sigma0 Max | Sigma0 Mean | Sigma0 Std | BT Min | BT Max | BT Mean | BT Std |
|-----------|------------|------------|-------|------|---------|------------|------------|-------------|------------|--------|--------|---------|--------|
| Amazon_1 | 0.00 | -67.00 | Outer | ASC | Aft | -12.07 | -7.08 | -9.13 | 0.82 | 247.03 | 340.82 | 293.09 | 16.40 |
| Amazon_1 | 0.00 | -67.00 | Outer | ASC | Fore | -12.06 | -6.72 | -9.05 | 0.93 | 240.30 | 350.09 | 282.12 | 16.96 |

Level-2A Cell-wise Deviations*

| Static Parameter Statistics (variations over the cell grid) for the Inner and Outer Beam | | | | | | | | | | | | |
|--|-----------------|---------|--------------|---------|---------|--------------|-----------------|---------|--------------|---------|---------|--------------|
| Parameter | Inner Beam (HH) | | | | | | Outer Beam (VV) | | | | | |
| | Aft | | | Fore | | | Aft | | | Fore | | |
| | Min Rng | Max Rng | Bad Occ. (%) | Min Rng | Max Rng | Bad Occ. (%) | Min Rng | Max Rng | Bad Occ. (%) | Min Rng | Max Rng | Bad Occ. (%) |
| Kpa | 0.00 | 0.07 | 0.00 | 0.00 | 0.07 | 0.00 | 0.00 | 0.07 | 0.00 | 0.00 | 0.07 | 0.00 |
| Kpb | 0.00 | 0.09 | 0.00 | 0.00 | 0.09 | 0.00 | 0.00 | 0.09 | 0.00 | 0.00 | 0.09 | 0.00 |
| Kpc | 0.00 | 0.00 | 0.00 | 0.00 | 0.00 | 0.00 | 0.00 | 0.00 | 0.00 | 0.00 | 0.00 | 0.00 |
| Inc. Angle(deg) | 0.00 | 0.00 | 0.00 | 0.00 | 0.00 | 0.00 | 0.00 | 0.00 | 0.00 | 0.00 | 0.00 | 0.00 |
| Delta Azi.Angle(deg) | 0.00 | 24.99 | 5.42 | 0.00 | 26.20 | 6.43 | 0.00 | 131.94 | 1.58 | 0.00 | 11.65 | 1.98 |

| Category wise Dynamic Parameter Statistics (Variations over the Cell grid) | | | | | | | | | | | | | |
|--|-------------------|---------|---------|--------------|----------|---------|--------------|----------|---------|--------------|-----------|---------|--------------|
| Parameter | Beam | Sea Aft | | | Sea Fore | | | Land Aft | | | Land Fore | | |
| | | Min Rng | Max Rng | Bad Occ. (%) | Min Rng | Max Rng | Bad Occ. (%) | Min Rng | Max Rng | Bad Occ. (%) | Min Rng | Max Rng | Bad Occ. (%) |
| SNR(dB) | Inner (HH) | 0.00 | 43.96 | 2.07 | 0.00 | 50.91 | 3.12 | 0.00 | 41.67 | 0.27 | 0.00 | 40.96 | 0.13 |
| | Outer (VV) | 0.00 | 47.93 | 1.95 | 0.00 | 47.06 | 2.69 | 0.00 | 46.63 | 0.16 | 0.00 | 37.29 | 0.10 |
| Sigma0(dB) | Inner (HH) | 0.00 | 43.14 | 2.06 | 0.00 | 48.88 | 3.06 | 0.00 | 40.14 | 0.28 | 0.00 | 43.97 | 0.11 |
| | Outer (VV) | 0.00 | 49.72 | 1.85 | 0.00 | 46.61 | 2.30 | 0.00 | 48.11 | 0.15 | 0.00 | 32.80 | 0.09 |

| Parameter Specifications with in a cell | | | | | | | |
|---|-----|-----|-----|------------|----------|------------------|-------------|
| Parameter | Kpa | Kpb | Kpc | Inci (deg) | SNR (dB) | Delta Azi. (deg) | Sigma0 (dB) |
| Range | 1.0 | 1.0 | 1.0 | 3.0 | 20.0 | 10.0 | 20.0 |

■ Normal
 ■ Deviation
 ■ Alarming
 ■ High

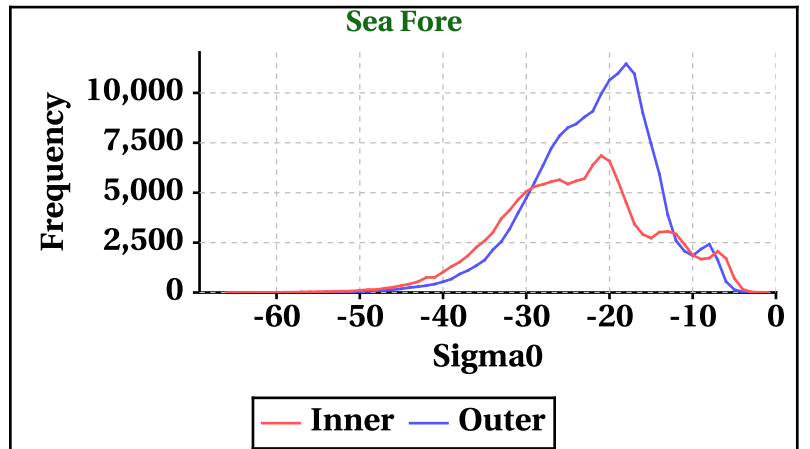
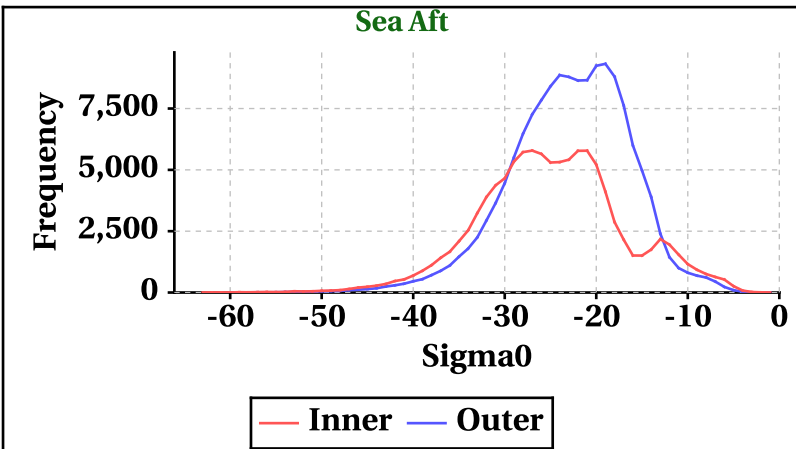
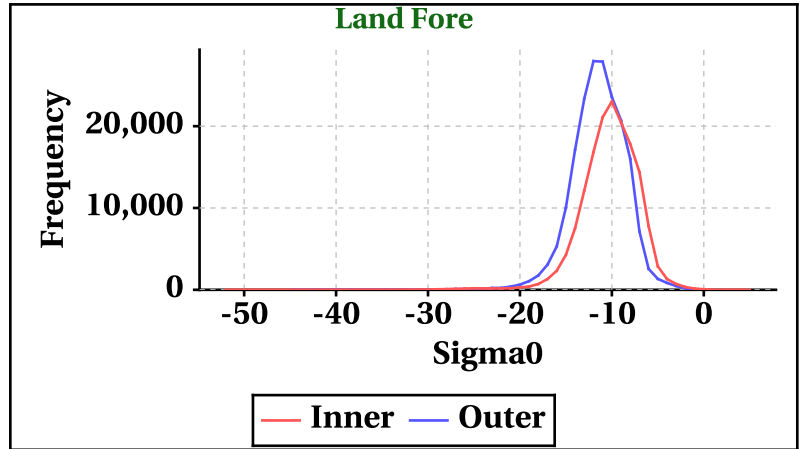
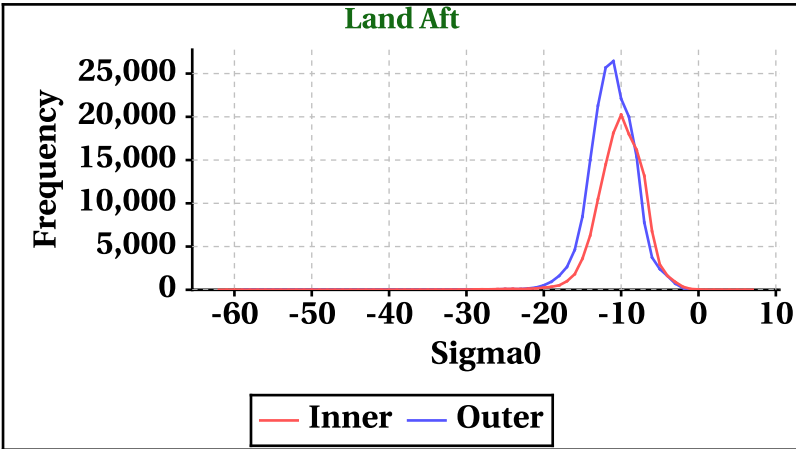
* Note: Deviations within a Cell for a category is observed and flagged if out of range specifications

Dynamic Range (Data Histograms)

Sigma0(db)

| Inner Beam (HH) | | | | |
|-----------------|----------|-----------|---------|----------|
| | Land Aft | Land Fore | Sea Aft | Sea Fore |
| Min | -62 | -52 | -63 | -66 |
| Max | 7 | 5 | -1 | -1 |

| Outer Beam (VV) | | | | |
|-----------------|----------|-----------|---------|----------|
| | Land Aft | Land Fore | Sea Aft | Sea Fore |
| Min | -59 | -45 | -60 | -61 |
| Max | -1 | -1 | -1 | -1 |



Brightness Temperature(K)

| Inner Beam(HH) | | | | |
|----------------|----------|-----------|---------|----------|
| | Land Aft | Land Fore | Sea Aft | Sea Fore |
| Min | 1 | 1 | 1 | 1 |
| Max | 354 | 360 | 308 | 302 |

| Outer Beam(VV) | | | | |
|----------------|----------|-----------|---------|----------|
| | Land Aft | Land Fore | Sea Aft | Sea Fore |
| Min | 1 | 1 | 1 | 1 |
| Max | 353 | 350 | 324 | 317 |

