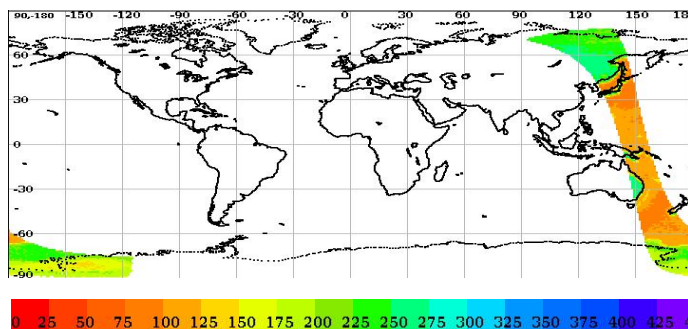


# Scatsat-1 Scatterometer Level-2A Data Quality Evaluation Report

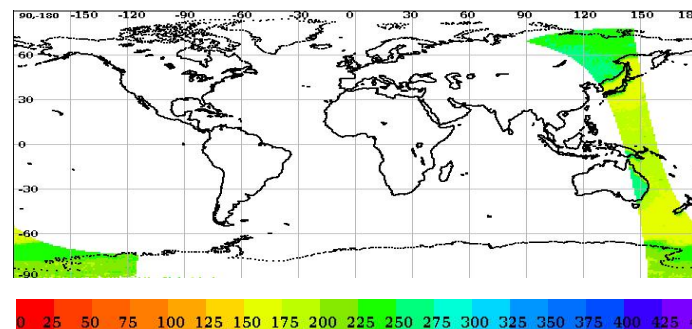
| Satellite      | Sensor          | Start Orbit       | End Orbit       |
|----------------|-----------------|-------------------|-----------------|
| SCATSAT-1      | Scatterometer   | 3425              | 3426            |
| WV Cells Along | WV Cells Across | EquatorCrossDate  | Production Date |
| 380            | 36              | 20-05-2017        | 20-05-2017      |
| Direction      | WVC Size(km)    | Processor Version |                 |
| SN             | 50              | v1.1.2            |                 |

## Brightness Temperature

Inner Beam (HH)

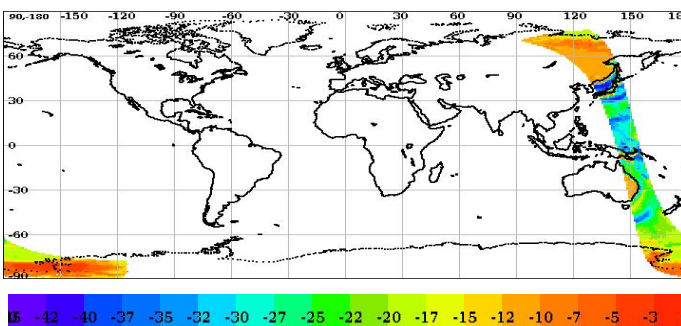


Outer Beam (VV)

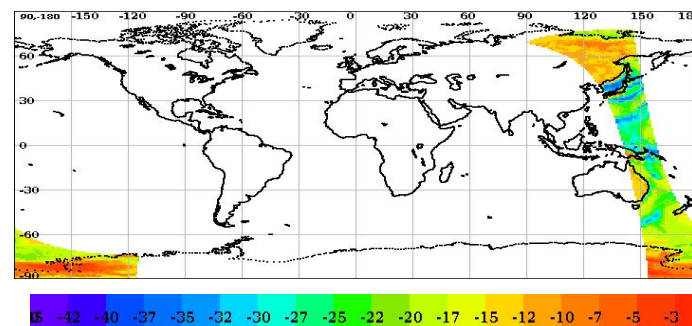


## Sigma0(dB)

Inner Beam (HH)



Outer Beam (VV)



## Level-2A Cell-wise Deviations\*

| Static Parameter Statistics (variations over the cell grid) for the Inner and Outer Beam |                 |         |              |         |         |              |                 |         |              |         |         |              |
|--|-----------------|---------|--------------|---------|---------|--------------|-----------------|---------|--------------|---------|---------|--------------|
| Parameter  | Inner Beam (HH) |         |              |         |         |              | Outer Beam (VV) |         |              |         |         |              |
|  | Aft             |         |              | Fore    |         |              | Aft             |         |              | Fore    |         |              |
|  | Min Rng         | Max Rng | Bad Occ. (%) | Min Rng | Max Rng | Bad Occ. (%) | Min Rng         | Max Rng | Bad Occ. (%) | Min Rng | Max Rng | Bad Occ. (%) |
| <b>Kpa</b>   | 0.00            | 0.07    | 0.00         | 0.00    | 0.07    | 0.00         | 0.00            | 0.07    | 0.00         | 0.00    | 0.07    | 0.00         |
| <b>Kpb</b>   | 0.00            | 0.09    | 0.00         | 0.00    | 0.09    | 0.00         | 0.00            | 0.09    | 0.00         | 0.00    | 0.09    | 0.00         |
| <b>Kpc</b>   | 0.00            | 0.00    | 0.00         | 0.00    | 0.00    | 0.00         | 0.00            | 0.00    | 0.00         | 0.00    | 0.00    | 0.00         |
| <b>Inc. Angle(deg)</b>   | 0.00            | 0.00    | 0.00         | 0.00    | 0.00    | 0.00         | 0.00            | 0.00    | 0.00         | 0.00    | 0.00    | 0.00         |
| <b>Delta Azi.Angle(deg)</b>  | 0.00            | 34.39   | 15.00        | 0.00    | 26.32   | 14.33        | 0.00            | 156.41  | 11.95        | 0.00    | 13.78   | 10.85        |

| Category wise Dynamic Parameter Statistics (Variations over the Cell grid) |                   |         |         |              |          |         |              |          |         |              |           |         |              |
|--|-------------------|---------|---------|--------------|----------|---------|--------------|----------|---------|--------------|-----------|---------|--------------|
| Parameter  | Beam              | Sea Aft |         |              | Sea Fore |         |              | Land Aft |         |              | Land Fore |         |              |
|  |                   | Min Rng | Max Rng | Bad Occ. (%) | Min Rng  | Max Rng | Bad Occ. (%) | Min Rng  | Max Rng | Bad Occ. (%) | Min Rng   | Max Rng | Bad Occ. (%) |
| <b>SNR(dB)</b>   | <b>Inner (HH)</b> | 0.00    | 50.41   | 14.13        | 0.00     | 52.88   | 13.05        | 0.00     | 26.17   | 0.17         | 0.00      | 28.98   | 0.14         |
|  | <b>Outer (VV)</b> | 0.00    | 50.41   | 9.35         | 0.00     | 46.16   | 8.80         | 0.00     | 25.98   | 0.24         | 0.00      | 20.27   | 0.03         |
| <b>Sigma0(dB)</b>  | <b>Inner (HH)</b> | 0.00    | 55.06   | 13.57        | 0.00     | 53.01   | 12.72        | 0.00     | 25.33   | 0.07         | 0.00      | 26.35   | 0.14         |
|  | <b>Outer (VV)</b> | 0.00    | 50.27   | 9.04         | 0.00     | 46.51   | 8.58         | 0.00     | 23.38   | 0.10         | 0.00      | 20.51   | 0.03         |

| Parameter Specifications with in a cell |     |     |     |            |          |                  |             |
|---|-----|-----|-----|------------|----------|------------------|-------------|
| Parameter                               | Kpa | Kpb | Kpc | Inci (deg) | SNR (dB) | Delta Azi. (deg) | Sigma0 (dB) |
| Range                                   | 1.0 | 1.0 | 1.0 | 3.0        | 20.0     | 10.0             | 20.0        |

■ Normal    
 ■ Deviation    
 ■ Alarming    
 ■ High

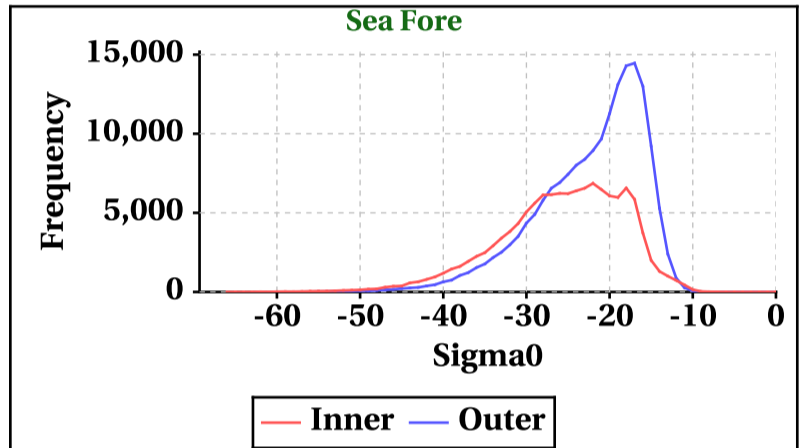
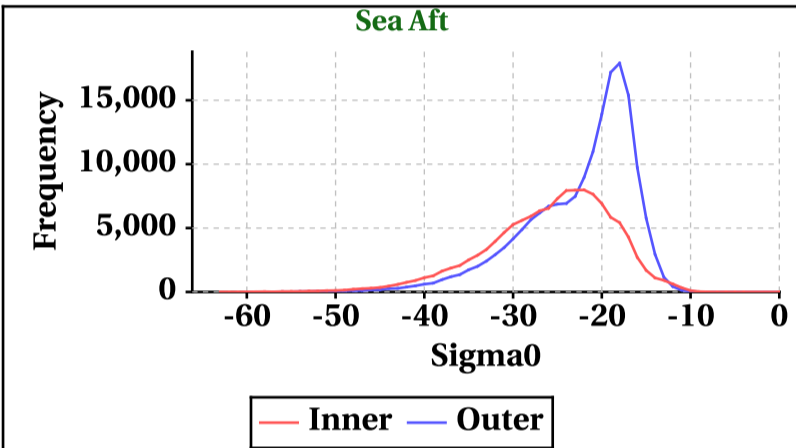
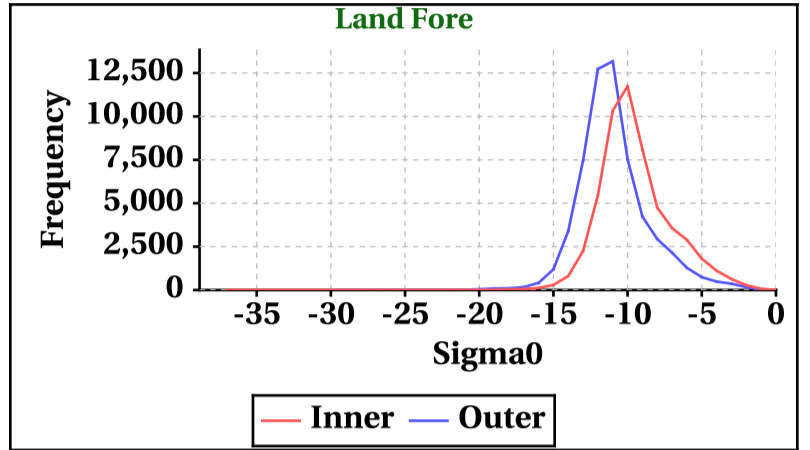
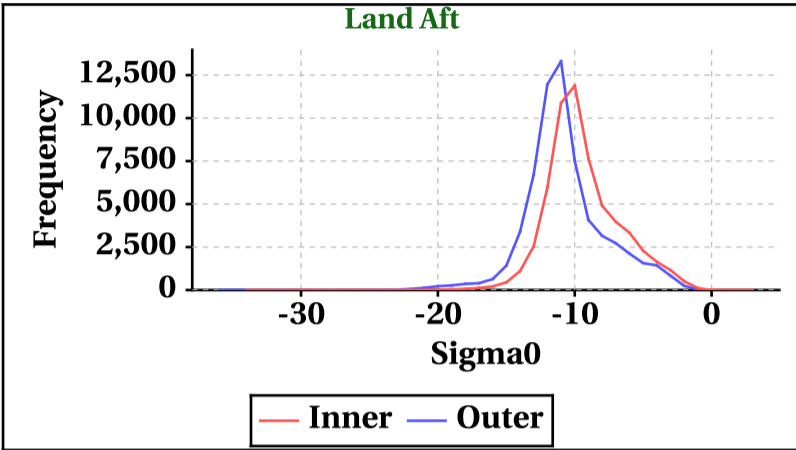
\* Note: Deviations within a Cell for a category is observed and flagged if out of range specifications

# Dynamic Range (Data Histograms)

## Sigma0(db)

| Inner Beam (HH) |          |           |         |          |
|-----------------|----------|-----------|---------|----------|
|                 | Land Aft | Land Fore | Sea Aft | Sea Fore |
| Min             | -34      | -37       | -63     | -66      |
| Max             | 3        | -1        | -1      | -1       |

| Outer Beam (VV) |          |           |         |          |
|-----------------|----------|-----------|---------|----------|
|                 | Land Aft | Land Fore | Sea Aft | Sea Fore |
| Min             | -36      | -30       | -60     | -61      |
| Max             | -1       | -1        | -1      | -1       |



## Brightness Temperature(K)

| Inner Beam(HH) |          |           |         |          |
|----------------|----------|-----------|---------|----------|
|                | Land Aft | Land Fore | Sea Aft | Sea Fore |
| Min            | 1        | 1         | 1       | 1        |
| Max            | 330      | 330       | 291     | 297      |

| Outer Beam(VV) |          |           |         |          |
|----------------|----------|-----------|---------|----------|
|                | Land Aft | Land Fore | Sea Aft | Sea Fore |
| Min            | 1        | 1         | 1       | 1        |
| Max            | 330      | 324       | 311     | 310      |

