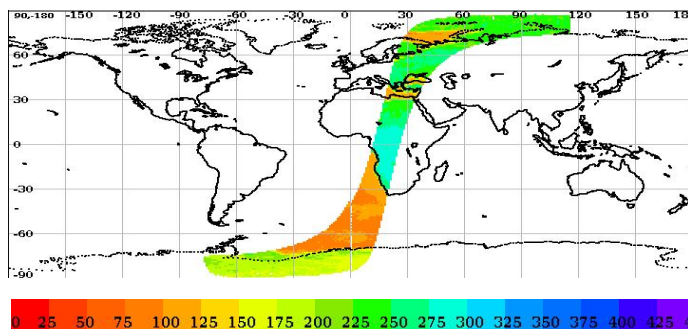


Scatsat-1 Scatterometer Level-2A Data Quality Evaluation Report

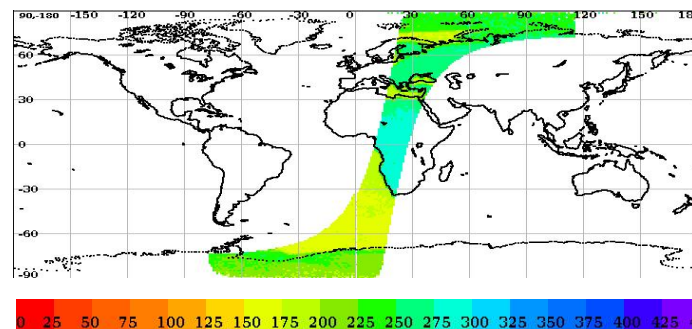
| Satellite | Sensor | Start Orbit | End Orbit |
|----------------|-----------------|-------------------|-----------------|
| SCATSAT-1 | Scatterometer | 12326 | 12327 |
| WV Cells Along | WV Cells Across | EquatorCrossDate | Production Date |
| 405 | 36 | 24-01-2019 | 24-01-2019 |
| Direction | WVC Size(km) | Processor Version | |
| NS | 50 | v1.1.3 | |

Brightness Temperature

Inner Beam (HH)

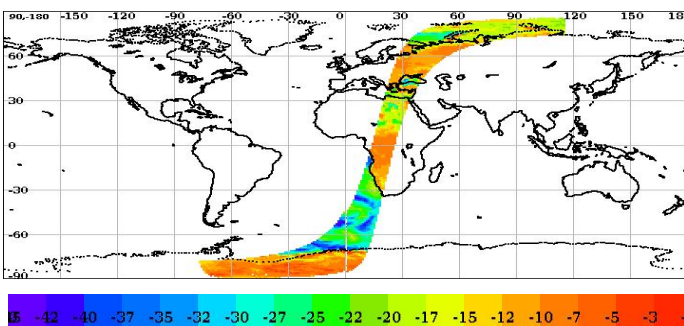


Outer Beam (VV)

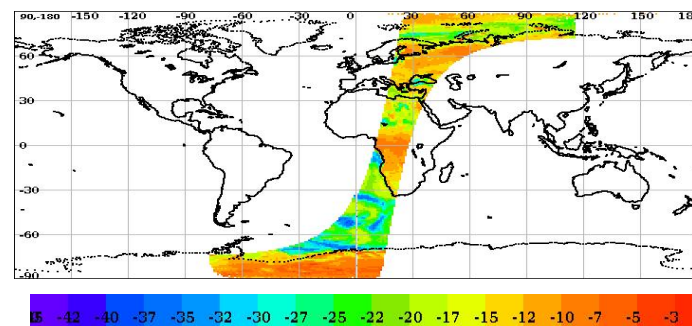


Sigma0(dB)

Inner Beam (HH)



Outer Beam (VV)



Invariant Site Sigma-0 Statistics for Ascending/Descending, Fore/Aft in HH/VV beams

| Site Name | Center Lat | Center Lon | Beam | Node | ScanDir | Sigma0 Min | Sigma0 Max | Sigma0 Mean | Sigma0 Std | BT Min | BT Max | BT Mean | BT Std |
|-----------|------------|------------|-------|------|---------|------------|------------|-------------|------------|--------|--------|---------|--------|
| Sahara | 19.10 | 14.30 | Outer | DSC | Aft | -56.29 | -17.93 | -27.01 | 5.03 | 223.63 | 316.83 | 277.18 | 16.45 |
| Sahara | 19.10 | 14.30 | Outer | DSC | Fore | -49.76 | -18.52 | -26.23 | 4.74 | 228.84 | 319.61 | 277.12 | 15.95 |

Level-2A Cell-wise Deviations*

| Static Parameter Statistics (variations over the cell grid) for the Inner and Outer Beam | | | | | | | | | | | | |
|--|-----------------|---------|--------------|---------|---------|--------------|-----------------|---------|--------------|---------|---------|--------------|
| Parameter | Inner Beam (HH) | | | | | | Outer Beam (VV) | | | | | |
| | Aft | | | Fore | | | Aft | | | Fore | | |
| | Min Rng | Max Rng | Bad Occ. (%) | Min Rng | Max Rng | Bad Occ. (%) | Min Rng | Max Rng | Bad Occ. (%) | Min Rng | Max Rng | Bad Occ. (%) |
| Kpa | 0.00 | 0.07 | 0.00 | 0.00 | 0.07 | 0.00 | 0.00 | 0.07 | 0.00 | 0.00 | 0.07 | 0.00 |
| Kpb | 0.00 | 0.09 | 0.00 | 0.00 | 0.09 | 0.00 | 0.00 | 0.09 | 0.00 | 0.00 | 0.09 | 0.00 |
| Kpc | 0.00 | 0.00 | 0.00 | 0.00 | 0.00 | 0.00 | 0.00 | 0.00 | 0.00 | 0.00 | 0.00 | 0.00 |
| Inc. Angle(deg) | 0.00 | 0.00 | 0.00 | 0.00 | 0.00 | 0.00 | 0.00 | 0.00 | 0.00 | 0.00 | 0.00 | 0.00 |
| Delta Azi.Angle(deg) | 0.00 | 23.20 | 9.87 | 0.00 | 36.62 | 15.06 | 0.00 | 353.86 | 12.13 | 0.00 | 73.59 | 13.92 |

| Category wise Dynamic Parameter Statistics (Variations over the Cell grid) | | | | | | | | | | | | | |
|--|-------------------|---------|---------|--------------|----------|---------|--------------|----------|---------|--------------|-----------|---------|--------------|
| Parameter | Beam | Sea Aft | | | Sea Fore | | | Land Aft | | | Land Fore | | |
| | | Min Rng | Max Rng | Bad Occ. (%) | Min Rng | Max Rng | Bad Occ. (%) | Min Rng | Max Rng | Bad Occ. (%) | Min Rng | Max Rng | Bad Occ. (%) |
| SNR(dB) | Inner (HH) | 0.00 | 48.17 | 5.54 | 0.00 | 45.86 | 6.77 | 0.00 | 26.53 | 0.44 | 0.00 | 31.31 | 0.34 |
| | Outer (VV) | 0.00 | 46.90 | 5.75 | 0.00 | 46.57 | 7.92 | 0.00 | 33.92 | 0.47 | 0.00 | 38.00 | 0.78 |
| Sigma0(dB) | Inner (HH) | 0.00 | 47.90 | 5.54 | 0.00 | 43.26 | 6.51 | 0.00 | 26.24 | 0.40 | 0.00 | 29.10 | 0.20 |
| | Outer (VV) | 0.00 | 48.12 | 5.67 | 0.00 | 42.63 | 7.61 | 0.00 | 32.07 | 0.32 | 0.00 | 34.08 | 0.46 |

| Parameter Specifications with in a cell | | | | | | | |
|---|-----|-----|-----|------------|----------|------------------|-------------|
| Parameter | Kpa | Kpb | Kpc | Inci (deg) | SNR (dB) | Delta Azi. (deg) | Sigma0 (dB) |
| Range | 1.0 | 1.0 | 1.0 | 3.0 | 20.0 | 10.0 | 20.0 |

■ Normal
 ■ Deviation
 ■ Alarming
 ■ High

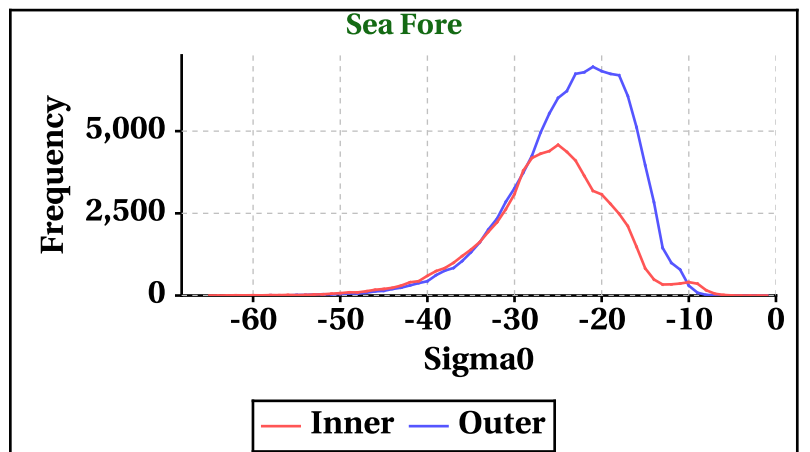
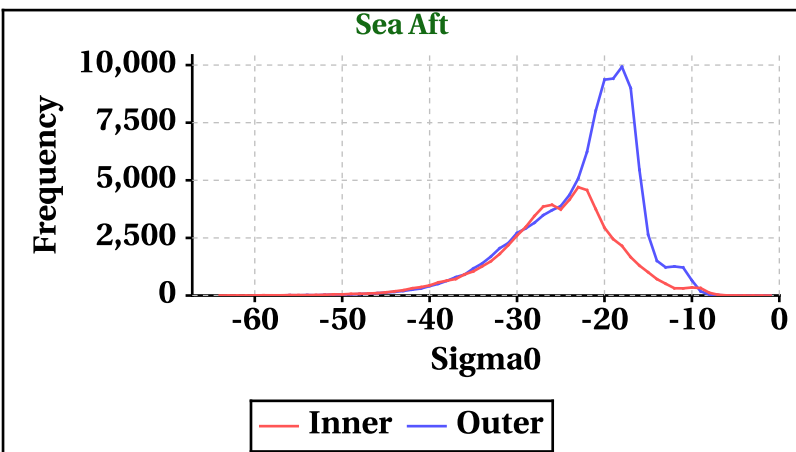
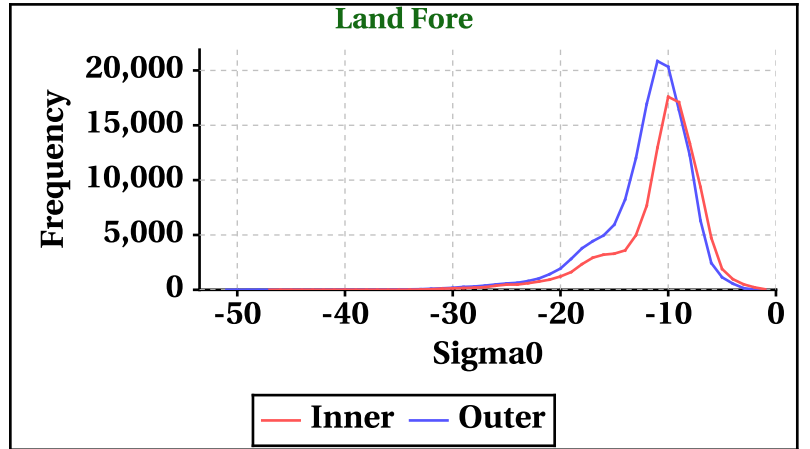
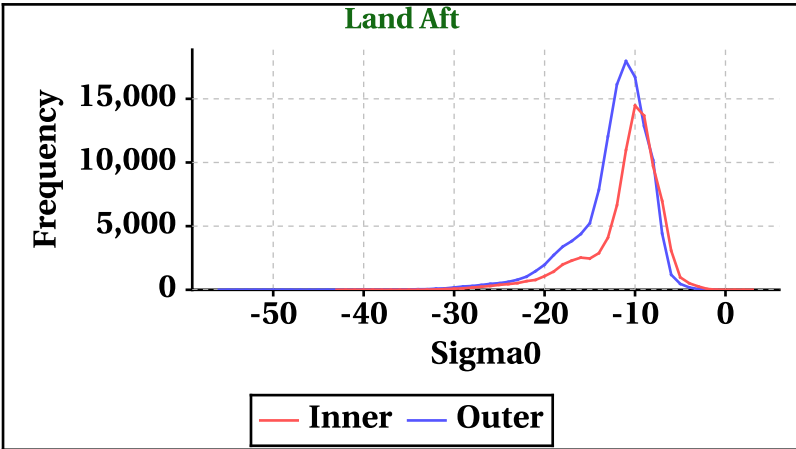
* Note: Deviations within a Cell for a category is observed and flagged if out of range specifications

Dynamic Range (Data Histograms)

Sigma0(db)

| Inner Beam (HH) | | | | |
|-----------------|----------|-----------|---------|----------|
| | Land Aft | Land Fore | Sea Aft | Sea Fore |
| Min | -43 | -47 | -64 | -65 |
| Max | 3 | -1 | -1 | -1 |

| Outer Beam (VV) | | | | |
|-----------------|----------|-----------|---------|----------|
| | Land Aft | Land Fore | Sea Aft | Sea Fore |
| Min | -56 | -51 | -60 | -60 |
| Max | -1 | -1 | -1 | -1 |



Brightness Temperature(K)

| Inner Beam(HH) | | | | |
|----------------|----------|-----------|---------|----------|
| | Land Aft | Land Fore | Sea Aft | Sea Fore |
| Min | 1 | 1 | 1 | 1 |
| Max | 358 | 360 | 323 | 298 |

| Outer Beam(VV) | | | | |
|----------------|----------|-----------|---------|----------|
| | Land Aft | Land Fore | Sea Aft | Sea Fore |
| Min | 1 | 1 | 1 | 1 |
| Max | 373 | 367 | 309 | 308 |

