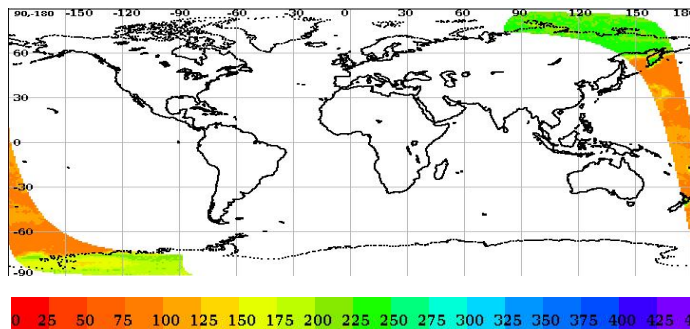


# Scatsat-1 Scatterometer Level-2A Data Quality Evaluation Report

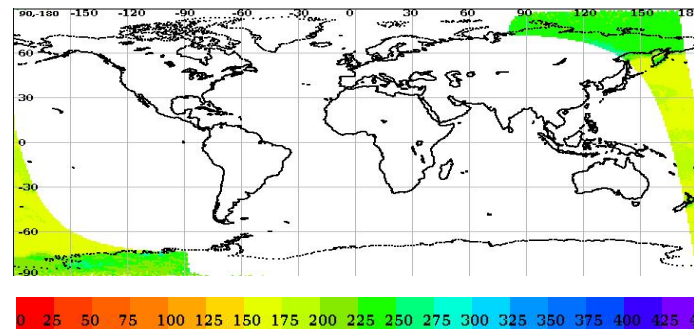
| Satellite      | Sensor          | Start Orbit       | End Orbit       |
|----------------|-----------------|-------------------|-----------------|
| SCATSAT-1      | Scatterometer   | 2569              | 2570            |
| WV Cells Along | WV Cells Across | EquatorCrossDate  | Production Date |
| 405            | 36              | 22-03-2017        | 22-03-2017      |
| Direction      | WVC Size(km)    | Processor Version |                 |
| SN             | 50              | 1.1.1             |                 |

## Brightness Temperature

Inner Beam (HH)

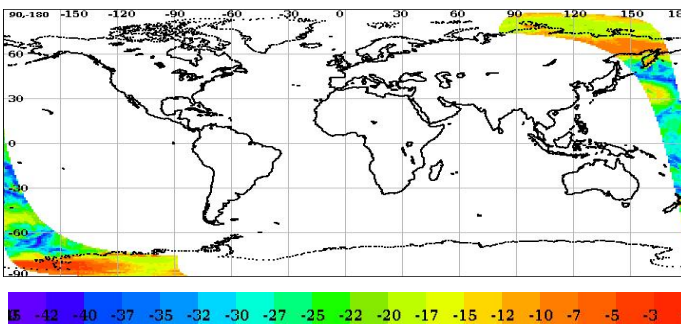


Outer Beam (VV)

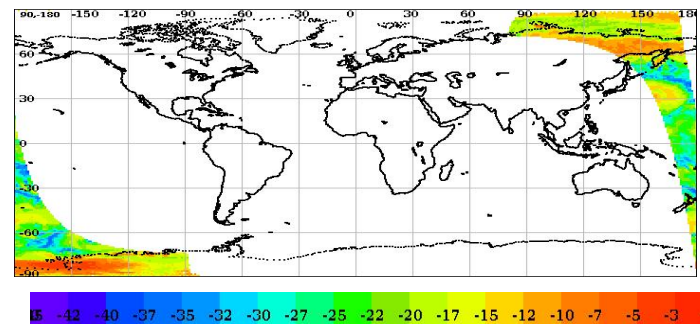


## Sigma0(dB)

Inner Beam (HH)



Outer Beam (VV)



## Level-2A Cell-wise Deviations\*

| Static Parameter Statistics (variations over the cell grid) for the Inner and Outer Beam |                 |         |              |         |         |              |                 |         |              |         |         |              |
|--|-----------------|---------|--------------|---------|---------|--------------|-----------------|---------|--------------|---------|---------|--------------|
| Parameter  | Inner Beam (HH) |         |              |         |         |              | Outer Beam (VV) |         |              |         |         |              |
|  | Aft             |         |              | Fore    |         |              | Aft             |         |              | Fore    |         |              |
|  | Min Rng         | Max Rng | Bad Occ. (%) | Min Rng | Max Rng | Bad Occ. (%) | Min Rng         | Max Rng | Bad Occ. (%) | Min Rng | Max Rng | Bad Occ. (%) |
| <b>Kpa</b>   | 0.00            | 0.07    | 0.00         | 0.00    | 0.07    | 0.00         | 0.00            | 0.07    | 0.00         | 0.00    | 0.07    | 0.00         |
| <b>Kpb</b>   | 0.00            | 0.09    | 0.00         | 0.00    | 0.09    | 0.00         | 0.00            | 0.09    | 0.00         | 0.00    | 0.09    | 0.00         |
| <b>Kpc</b>   | 0.00            | 0.00    | 0.00         | 0.00    | 0.00    | 0.00         | 0.00            | 0.00    | 0.00         | 0.00    | 0.00    | 0.00         |
| <b>Inc. Angle(deg)</b>   | 0.00            | 0.00    | 0.00         | 0.00    | 0.00    | 0.00         | 0.00            | 0.00    | 0.00         | 0.00    | 0.00    | 0.00         |
| <b>Delta Azi.Angle(deg)</b>  | 0.00            | 33.87   | 24.08        | 0.00    | 182.06  | 24.74        | 0.00            | 152.46  | 14.17        | 0.00    | 85.66   | 14.36        |

| Category wise Dynamic Parameter Statistics (Variations over the Cell grid) |                   |         |         |              |          |         |              |          |         |              |           |         |              |
|--|-------------------|---------|---------|--------------|----------|---------|--------------|----------|---------|--------------|-----------|---------|--------------|
| Parameter  | Beam              | Sea Aft |         |              | Sea Fore |         |              | Land Aft |         |              | Land Fore |         |              |
|  |                   | Min Rng | Max Rng | Bad Occ. (%) | Min Rng  | Max Rng | Bad Occ. (%) | Min Rng  | Max Rng | Bad Occ. (%) | Min Rng   | Max Rng | Bad Occ. (%) |
| <b>SNR(dB)</b>   | <b>Inner (HH)</b> | 0.00    | 45.87   | 7.11         | 0.00     | 47.32   | 8.73         | 0.00     | 18.87   | 0.00         | 0.00      | 21.00   | 0.06         |
|  | <b>Outer (VV)</b> | 0.00    | 38.95   | 6.88         | 0.00     | 44.00   | 9.88         | 0.00     | 22.35   | 0.17         | 0.00      | 24.72   | 0.05         |
| <b>Sigma0(dB)</b>  | <b>Inner (HH)</b> | 0.00    | 42.79   | 7.01         | 0.00     | 47.28   | 7.46         | 0.00     | 18.40   | 0.00         | 0.00      | 18.13   | 0.00         |
|  | <b>Outer (VV)</b> | 0.00    | 39.40   | 7.18         | 0.00     | 42.32   | 6.91         | 0.00     | 18.76   | 0.00         | 0.00      | 21.35   | 0.05         |

| Parameter Specifications with in a cell |     |     |     |            |          |                  |             |
|---|-----|-----|-----|------------|----------|------------------|-------------|
| Parameter                               | Kpa | Kpb | Kpc | Inci (deg) | SNR (dB) | Delta Azi. (deg) | Sigma0 (dB) |
| Range                                   | 1.0 | 1.0 | 1.0 | 3.0        | 20.0     | 10.0             | 20.0        |

■ Normal    
 ■ Deviation    
 ■ Alarming    
 ■ High

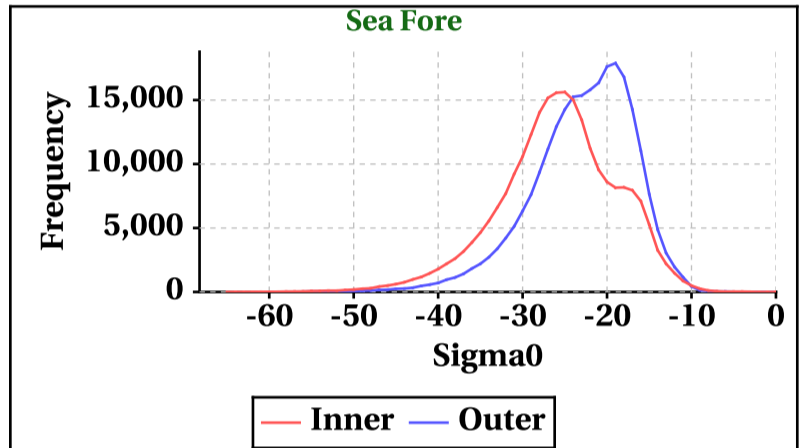
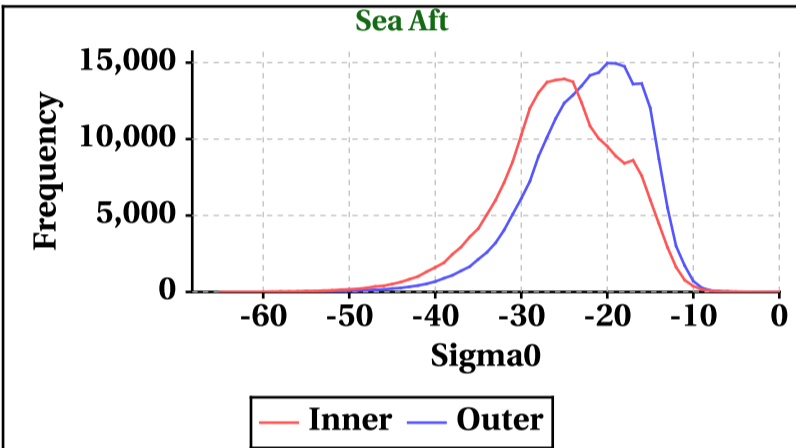
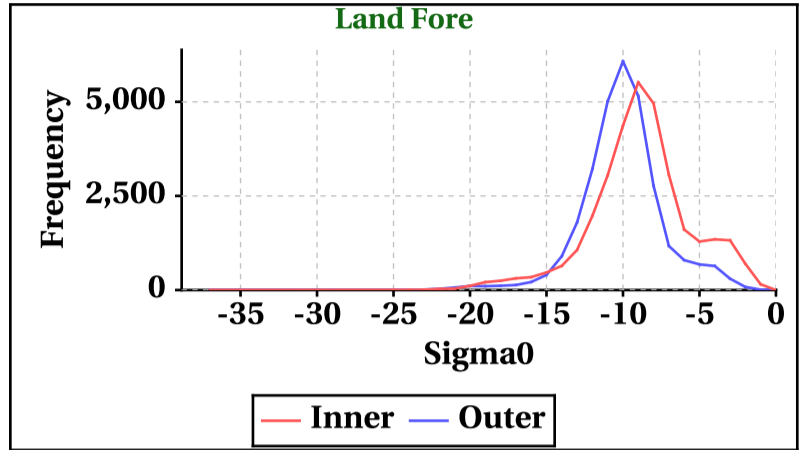
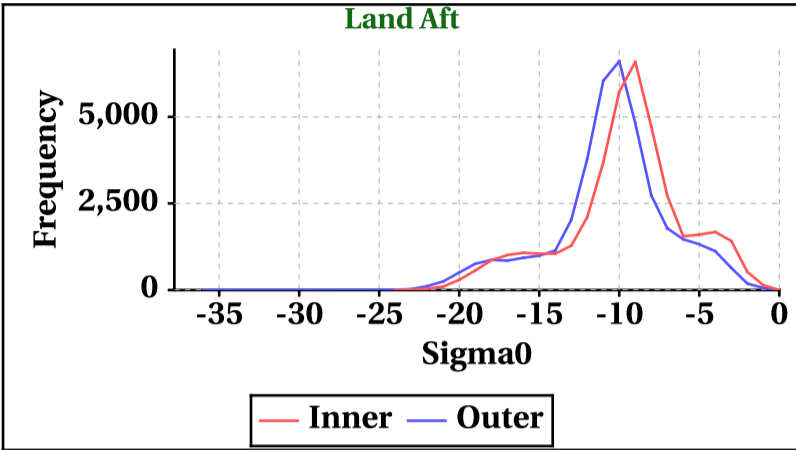
\* Note: Deviations within a Cell for a category is observed and flagged if out of range specifications

# Dynamic Range (Data Histograms)

## Sigma0(db)

| Inner Beam (HH) |          |           |         |          |
|-----------------|----------|-----------|---------|----------|
|                 | Land Aft | Land Fore | Sea Aft | Sea Fore |
| Min             | -24      | -37       | -65     | -65      |
| Max             | -1       | -1        | -1      | -1       |

| Outer Beam (VV) |          |           |         |          |
|-----------------|----------|-----------|---------|----------|
|                 | Land Aft | Land Fore | Sea Aft | Sea Fore |
| Min             | -36      | -37       | -60     | -60      |
| Max             | -1       | -1        | -1      | -1       |



## Brightness Temperature(K)

| Inner Beam(HH) |          |           |         |          |
|----------------|----------|-----------|---------|----------|
|                | Land Aft | Land Fore | Sea Aft | Sea Fore |
| Min            | 1        | 1         | 1       | 1        |
| Max            | 308      | 304       | 300     | 290      |

| Outer Beam(VV) |          |           |         |          |
|----------------|----------|-----------|---------|----------|
|                | Land Aft | Land Fore | Sea Aft | Sea Fore |
| Min            | 1        | 1         | 1       | 1        |
| Max            | 372      | 353       | 362     | 302      |

