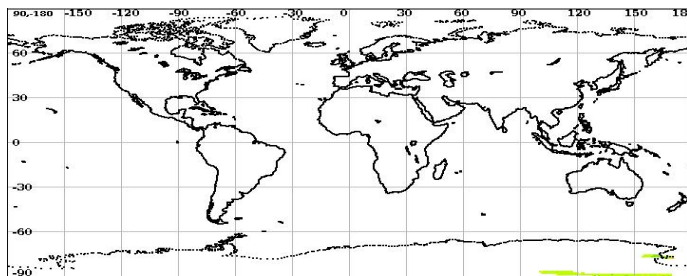


Scatsat-1 Scatterometer Level-2A Data Quality Evaluation Report

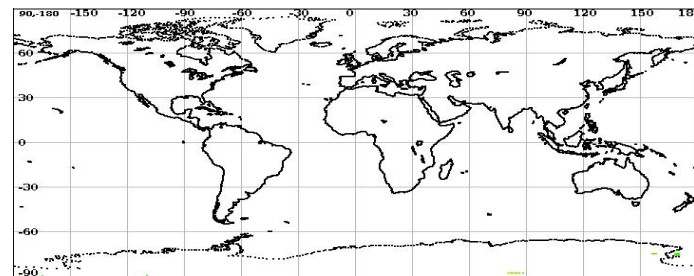
| Satellite | Sensor | Start Orbit | End Orbit |
|----------------|-----------------|-------------------|-----------------|
| SCATSAT-1 | Scatterometer | 17072 | 17073 |
| WV Cells Along | WV Cells Across | EquatorCrossDate | Production Date |
| 18 | 72 | 01-01-1970 | 17-12-2019 |
| Direction | WVC Size(km) | Processor Version | |
| SN | 25 | v1.1.3 | |

Brightness Temperature

Inner Beam (HH)

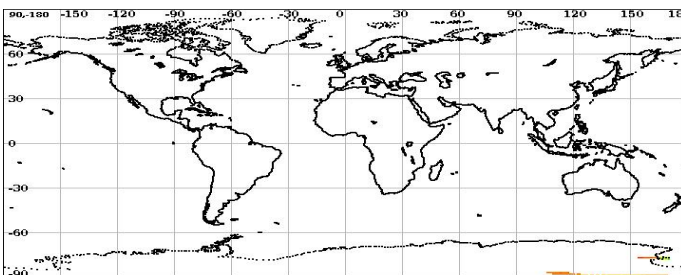


Outer Beam (VV)

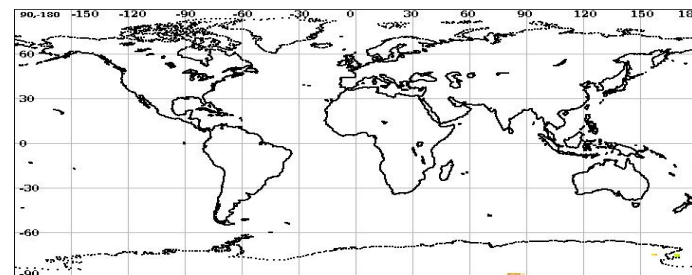


Sigma0(dB)

Inner Beam (HH)



Outer Beam (VV)



Level-2A Cell-wise Deviations*

| Static Parameter Statistics (variations over the cell grid) for the Inner and Outer Beam | | | | | | | | | | | | |
|--|-----------------|---------|--------------|---------|---------|--------------|-----------------|---------|--------------|---------|---------|--------------|
| Parameter | Inner Beam (HH) | | | | | | Outer Beam (VV) | | | | | |
| | Aft | | | Fore | | | Aft | | | Fore | | |
| | Min Rng | Max Rng | Bad Occ. (%) | Min Rng | Max Rng | Bad Occ. (%) | Min Rng | Max Rng | Bad Occ. (%) | Min Rng | Max Rng | Bad Occ. (%) |
| Kpa | 0.00 | 0.07 | 0.00 | 0.00 | 0.07 | 0.00 | 0.00 | 0.07 | 0.00 | 0.00 | 0.07 | 0.00 |
| Kpb | 0.00 | 0.09 | 0.00 | 0.00 | 0.09 | 0.00 | 0.00 | 0.09 | 0.00 | 0.00 | 0.09 | 0.00 |
| Kpc | 0.00 | 0.00 | 0.00 | 0.00 | 0.00 | 0.00 | 0.00 | 0.00 | 0.00 | 0.00 | 0.00 | 0.00 |
| Inc. Angle(deg) | 0.00 | 0.00 | 0.00 | 0.00 | 0.00 | 0.00 | 0.00 | 0.00 | 0.00 | 0.00 | 0.00 | 0.00 |
| Delta Azi.Angle(deg) | 0.00 | 15.55 | 22.41 | 0.00 | 11.61 | 14.29 | 0.00 | 172.42 | 33.33 | 0.00 | 3.98 | 0.00 |

| Category wise Dynamic Parameter Statistics (Variations over the Cell grid) | | | | | | | | | | | | | |
|--|-------------------|---------|---------|--------------|-----------|-----------|--------------|----------|---------|--------------|-----------|---------|--------------|
| Parameter | Beam | Sea Aft | | | Sea Fore | | | Land Aft | | | Land Fore | | |
| | | Min Rng | Max Rng | Bad Occ. (%) | Min Rng | Max Rng | Bad Occ. (%) | Min Rng | Max Rng | Bad Occ. (%) | Min Rng | Max Rng | Bad Occ. (%) |
| SNR(dB) | Inner (HH) | 0.00 | 13.54 | 0.00 | 0.00 | 0.00 | 0.00 | 0.00 | 6.55 | 0.00 | 0.00 | 7.98 | 0.00 |
| | Outer (VV) | 0.00 | 5.47 | 0.00 | 100000.00 | -10000.00 | 0.00 | 0.00 | 3.71 | 0.00 | 0.00 | 7.04 | 0.00 |
| Sigma0(dB) | Inner (HH) | 0.00 | 12.62 | 0.00 | 0.00 | 0.00 | 0.00 | 0.00 | 5.15 | 0.00 | 0.00 | 5.69 | 0.00 |
| | Outer (VV) | 0.00 | 6.54 | 0.00 | 100000.00 | -10000.00 | 0.00 | 0.00 | 2.90 | 0.00 | 0.00 | 5.26 | 0.00 |

| Parameter Specifications with in a cell | | | | | | | |
|---|-----|-----|-----|------------|----------|------------------|-------------|
| Parameter | Kpa | Kpb | Kpc | Inci (deg) | SNR (dB) | Delta Azi. (deg) | Sigma0 (dB) |
| Range | 1.0 | 1.0 | 1.0 | 3.0 | 20.0 | 10.0 | 20.0 |

■ Normal
 ■ Deviation
 ■ Alarming
 ■ High

* Note: Deviations within a Cell for a category is observed and flagged if out of range specifications

