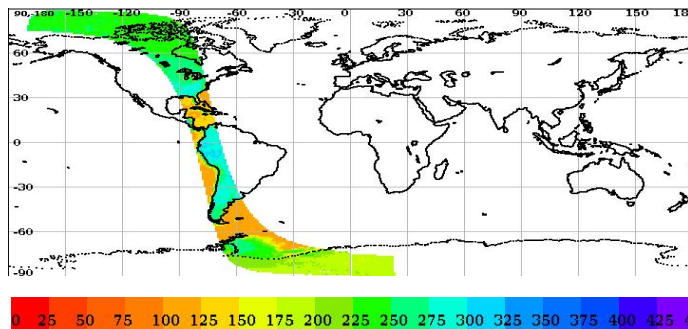


# Scatsat-1 Scatterometer Level-2A Data Quality Evaluation Report

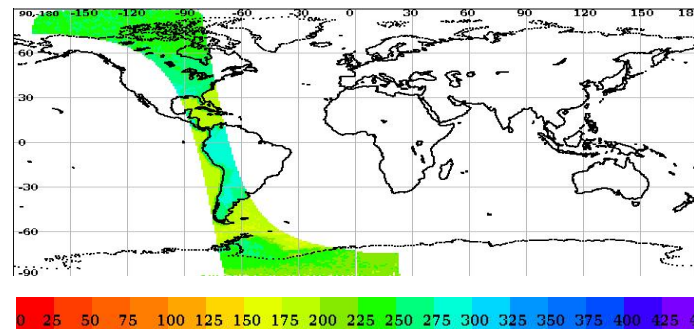
| Satellite      | Sensor          | Start Orbit       | End Orbit       |
|----------------|-----------------|-------------------|-----------------|
| SCATSAT-1      | Scatterometer   | 17426             | 17427           |
| WV Cells Along | WV Cells Across | EquatorCrossDate  | Production Date |
| 405            | 36              | 11-01-2020        | 11-01-2020      |
| Direction      | WVC Size(km)    | Processor Version |                 |
| SN             | 50              | v1.1.4            |                 |

## Brightness Temperature

Inner Beam (HH)

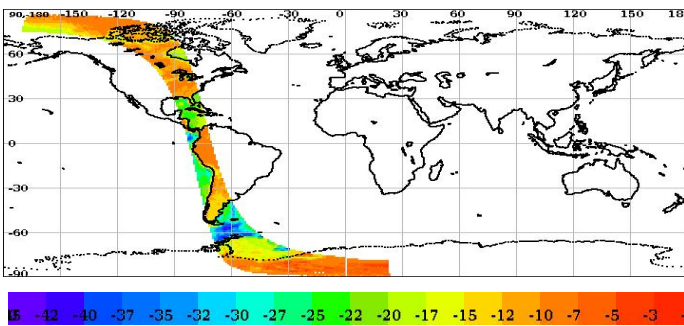


Outer Beam (VV)

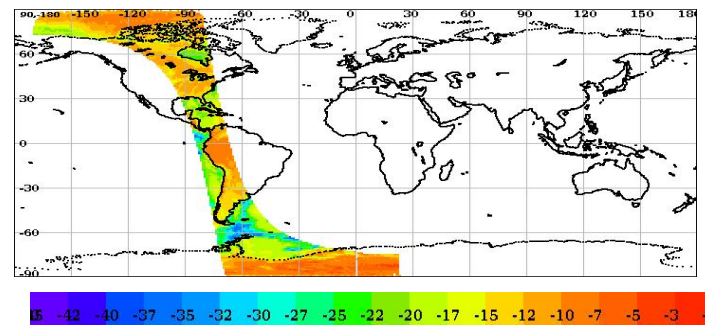


## Sigma0(dB)

Inner Beam (HH)



Outer Beam (VV)



## Invariant Site Sigma-0 Statistics for Ascending/Descending, Fore/Aft in HH/VV beams

| Site Name | Center Lat | Center Lon | Beam  | Node | ScanDir | Sigma0 Min | Sigma0 Max | Sigma0 Mean | Sigma0 Std | BT Min | BT Max | BT Mean | BT Std |
|-----------|------------|------------|-------|------|---------|------------|------------|-------------|------------|--------|--------|---------|--------|
| Amazon_1  | 0.00       | -67.00     | Outer | ASC  | Aft     | -11.60     | -6.67      | -8.97       | 0.72       | 247.70 | 325.24 | 288.43  | 18.53  |
| Amazon_1  | 0.00       | -67.00     | Outer | ASC  | Fore    | -10.83     | -7.45      | -9.13       | 0.71       | 244.38 | 325.71 | 280.31  | 17.75  |

## Level-2A Cell-wise Deviations\*

| Static Parameter Statistics (variations over the cell grid) for the Inner and Outer Beam |                 |         |              |         |         |              |                 |         |              |         |         |              |
|--|-----------------|---------|--------------|---------|---------|--------------|-----------------|---------|--------------|---------|---------|--------------|
| Parameter  | Inner Beam (HH) |         |              |         |         |              | Outer Beam (VV) |         |              |         |         |              |
|  | Aft             |         |              | Fore    |         |              | Aft             |         |              | Fore    |         |              |
|  | Min Rng         | Max Rng | Bad Occ. (%) | Min Rng | Max Rng | Bad Occ. (%) | Min Rng         | Max Rng | Bad Occ. (%) | Min Rng | Max Rng | Bad Occ. (%) |
| <b>Kpa</b>   | 0.00            | 0.07    | 0.00         | 0.00    | 0.07    | 0.00         | 0.00            | 0.07    | 0.00         | 0.00    | 0.07    | 0.00         |
| <b>Kpb</b>   | 0.00            | 0.09    | 0.00         | 0.00    | 0.09    | 0.00         | 0.00            | 0.09    | 0.00         | 0.00    | 0.09    | 0.00         |
| <b>Kpc</b>   | 0.00            | 0.00    | 0.00         | 0.00    | 0.00    | 0.00         | 0.00            | 0.00    | 0.00         | 0.00    | 0.00    | 0.00         |
| <b>Inc. Angle(deg)</b>   | 0.00            | 0.00    | 0.00         | 0.00    | 0.00    | 0.00         | 0.00            | 0.00    | 0.00         | 0.00    | 0.00    | 0.00         |
| <b>Delta Azi.Angle(deg)</b>  | 0.00            | 30.11   | 13.18        | 0.00    | 27.33   | 13.07        | 0.00            | 149.72  | 10.64        | 0.00    | 59.00   | 13.42        |

| Category wise Dynamic Parameter Statistics (Variations over the Cell grid) |                   |         |         |              |          |         |              |          |         |              |           |         |              |
|--|-------------------|---------|---------|--------------|----------|---------|--------------|----------|---------|--------------|-----------|---------|--------------|
| Parameter  | Beam              | Sea Aft |         |              | Sea Fore |         |              | Land Aft |         |              | Land Fore |         |              |
|  |                   | Min Rng | Max Rng | Bad Occ. (%) | Min Rng  | Max Rng | Bad Occ. (%) | Min Rng  | Max Rng | Bad Occ. (%) | Min Rng   | Max Rng | Bad Occ. (%) |
| <b>SNR(dB)</b>   | <b>Inner (HH)</b> | 0.00    | 42.12   | 5.13         | 0.00     | 43.58   | 6.12         | 0.00     | 46.17   | 0.88         | 0.00      | 46.65   | 0.87         |
|  | <b>Outer (VV)</b> | 0.00    | 42.64   | 3.92         | 0.00     | 45.57   | 5.64         | 0.00     | 38.63   | 0.59         | 0.00      | 37.48   | 0.62         |
| <b>Sigma0(dB)</b>  | <b>Inner (HH)</b> | 0.00    | 43.19   | 5.13         | 0.00     | 46.50   | 5.70         | 0.00     | 45.89   | 0.88         | 0.00      | 49.43   | 0.81         |
|  | <b>Outer (VV)</b> | 0.00    | 43.13   | 3.73         | 0.00     | 44.07   | 5.08         | 0.00     | 38.54   | 0.54         | 0.00      | 37.63   | 0.52         |

| Parameter Specifications with in a cell |     |     |     |            |          |                  |             |
|---|-----|-----|-----|------------|----------|------------------|-------------|
| Parameter                               | Kpa | Kpb | Kpc | Inci (deg) | SNR (dB) | Delta Azi. (deg) | Sigma0 (dB) |
| Range                                   | 1.0 | 1.0 | 1.0 | 3.0        | 20.0     | 10.0             | 20.0        |

■ Normal    
 ■ Deviation    
 ■ Alarming    
 ■ High

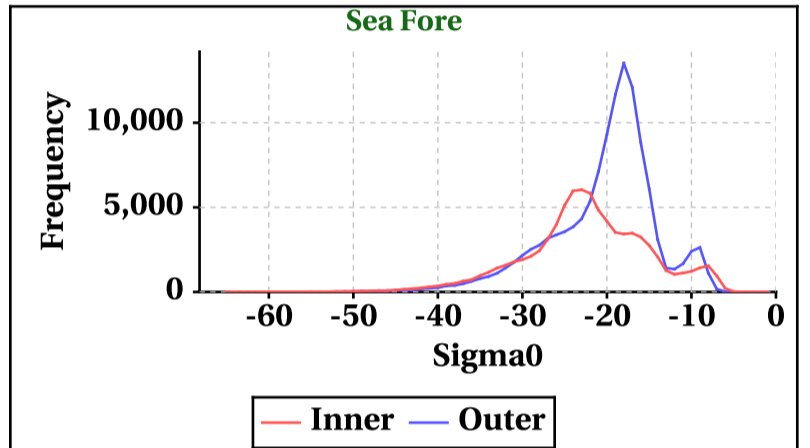
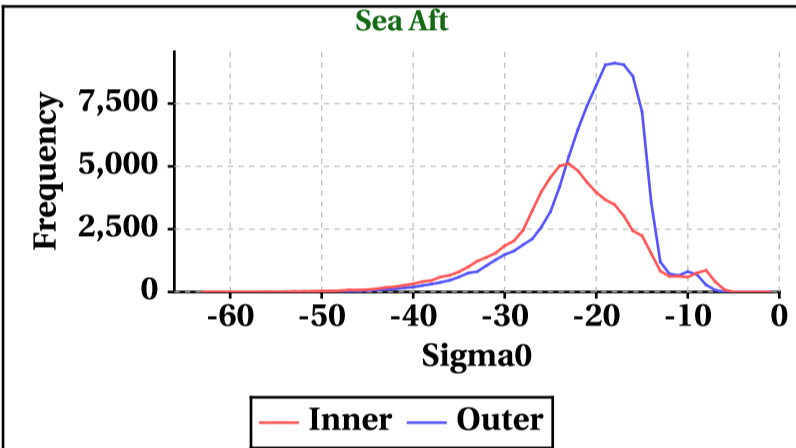
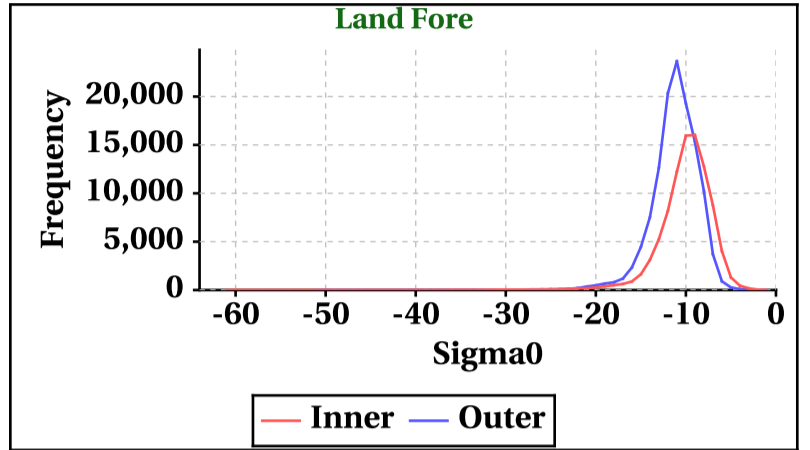
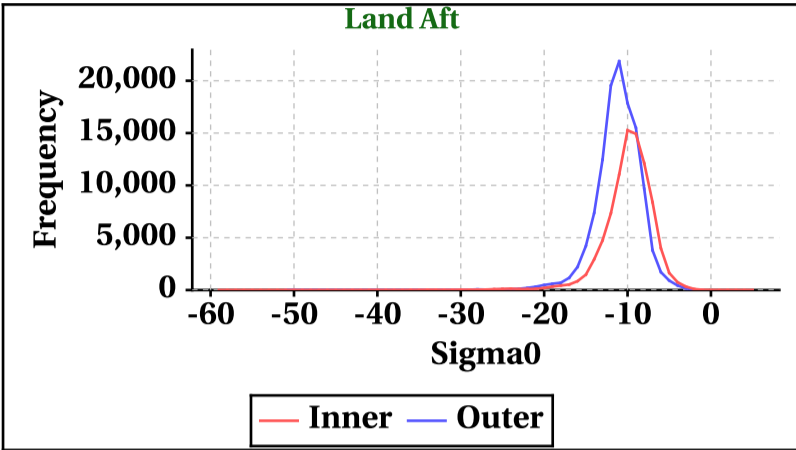
\* Note: Deviations within a Cell for a category is observed and flagged if out of range specifications

# Dynamic Range (Data Histograms)

## Sigma0(db)

| Inner Beam (HH) |          |           |         |          |
|-----------------|----------|-----------|---------|----------|
|                 | Land Aft | Land Fore | Sea Aft | Sea Fore |
| Min             | -59      | -61       | -63     | -65      |
| Max             | 5        | -1        | -1      | -1       |

| Outer Beam (VV) |          |           |         |          |
|-----------------|----------|-----------|---------|----------|
|                 | Land Aft | Land Fore | Sea Aft | Sea Fore |
| Min             | -51      | -51       | -59     | -60      |
| Max             | -1       | -1        | -1      | -1       |



## Brightness Temperature(K)

| Inner Beam(HH) |          |           |         |          |
|----------------|----------|-----------|---------|----------|
|                | Land Aft | Land Fore | Sea Aft | Sea Fore |
| Min            | 1        | 1         | 1       | 1        |
| Max            | 377      | 369       | 318     | 310      |

| Outer Beam(VV) |          |           |         |          |
|----------------|----------|-----------|---------|----------|
|                | Land Aft | Land Fore | Sea Aft | Sea Fore |
| Min            | 1        | 1         | 1       | 1        |
| Max            | 357      | 356       | 313     | 309      |

