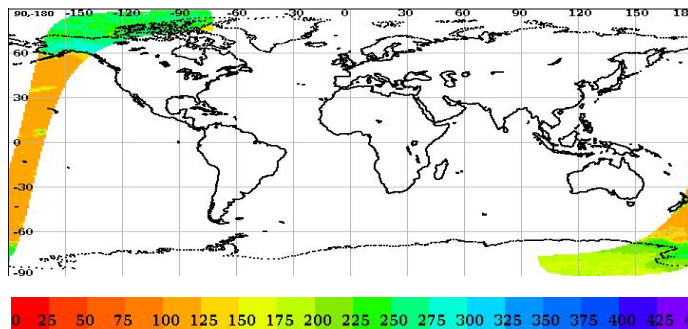


Scatsat-1 Scatterometer Level-2A Data Quality Evaluation Report

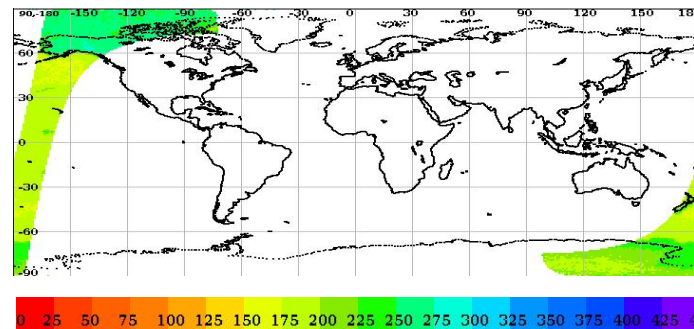
| Satellite | Sensor | Start Orbit | End Orbit |
|----------------|-----------------|-------------------|-----------------|
| SCATSAT-1 | Scatterometer | 19366 | 19367 |
| WV Cells Along | WV Cells Across | EquatorCrossDate | Production Date |
| 404 | 36 | 23-05-2020 | 23-05-2020 |
| Direction | WVC Size(km) | Processor Version | |
| NS | 50 | v1.1.4 | |

Brightness Temperature

Inner Beam (HH)

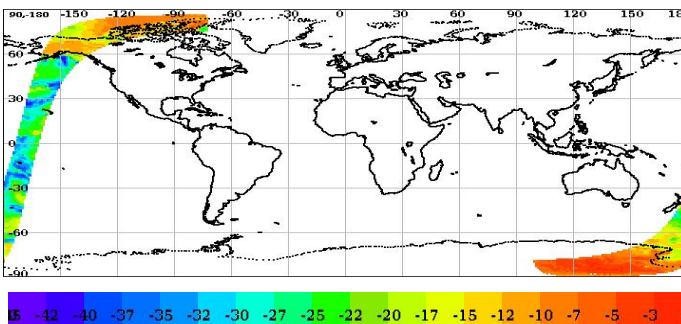


Outer Beam (VV)

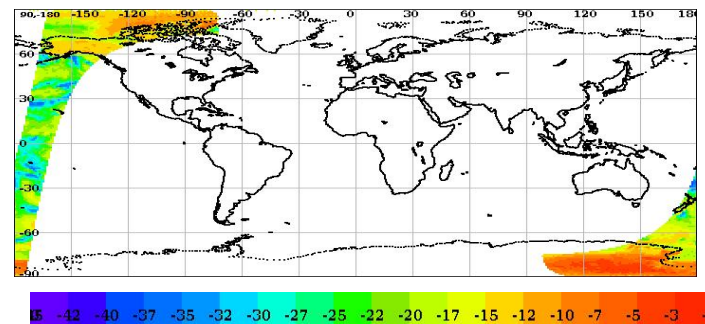


Sigma0(dB)

Inner Beam (HH)



Outer Beam (VV)



Invariant Site Sigma-0 Statistics for Ascending/Descending, Fore/Aft in HH/VV beams

| Site Name | Center Lat | Center Lon | Beam | Node | ScanDir | Sigma0 Min | Sigma0 Max | Sigma0 Mean | Sigma0 Std | BT Min | BT Max | BT Mean | BT Std |
|-----------|------------|------------|-------|------|---------|------------|------------|-------------|------------|--------|--------|---------|--------|
| ANT_1 | -75.00 | 121.00 | Outer | DSC | Aft | -10.08 | -7.94 | -8.64 | 0.85 | 193.98 | 227.74 | 212.79 | 12.09 |
| ANT_1 | -75.00 | 121.00 | Outer | DSC | Fore | -11.02 | -7.45 | -8.59 | 0.86 | 167.65 | 249.82 | 206.93 | 19.06 |

Level-2A Cell-wise Deviations*

| Static Parameter Statistics (variations over the cell grid) for the Inner and Outer Beam | | | | | | | | | | | | |
|--|-----------------|---------|--------------|---------|---------|--------------|-----------------|---------|--------------|---------|---------|--------------|
| Parameter | Inner Beam (HH) | | | | | | Outer Beam (VV) | | | | | |
| | Aft | | | Fore | | | Aft | | | Fore | | |
| | Min Rng | Max Rng | Bad Occ. (%) | Min Rng | Max Rng | Bad Occ. (%) | Min Rng | Max Rng | Bad Occ. (%) | Min Rng | Max Rng | Bad Occ. (%) |
| Kpa | 0.00 | 0.07 | 0.00 | 0.00 | 0.07 | 0.00 | 0.00 | 0.07 | 0.00 | 0.00 | 0.07 | 0.00 |
| Kpb | 0.00 | 0.09 | 0.00 | 0.00 | 0.09 | 0.00 | 0.00 | 0.09 | 0.00 | 0.00 | 0.09 | 0.00 |
| Kpc | 0.00 | 0.00 | 0.00 | 0.00 | 0.00 | 0.00 | 0.00 | 0.00 | 0.00 | 0.00 | 0.00 | 0.00 |
| Inc. Angle(deg) | 0.00 | 0.00 | 0.00 | 0.00 | 0.00 | 0.00 | 0.00 | 0.00 | 0.00 | 0.00 | 0.00 | 0.00 |
| Delta Azi.Angle(deg) | 0.00 | 61.53 | 10.19 | 0.00 | 30.39 | 14.07 | 0.00 | 352.70 | 9.58 | 0.00 | 61.93 | 12.21 |

| Category wise Dynamic Parameter Statistics (Variations over the Cell grid) | | | | | | | | | | | | | |
|--|-------------------|---------|---------|--------------|----------|---------|--------------|----------|---------|--------------|-----------|---------|--------------|
| Parameter | Beam | Sea Aft | | | Sea Fore | | | Land Aft | | | Land Fore | | |
| | | Min Rng | Max Rng | Bad Occ. (%) | Min Rng | Max Rng | Bad Occ. (%) | Min Rng | Max Rng | Bad Occ. (%) | Min Rng | Max Rng | Bad Occ. (%) |
| SNR(dB) | Inner (HH) | 0.00 | 44.06 | 3.94 | 0.00 | 47.73 | 5.23 | 0.00 | 18.62 | 0.00 | 0.00 | 21.07 | 0.11 |
| | Outer (VV) | 0.00 | 37.91 | 5.02 | 0.00 | 39.42 | 6.93 | 0.00 | 20.87 | 0.09 | 0.00 | 34.81 | 0.08 |
| Sigma0(dB) | Inner (HH) | 0.00 | 45.49 | 3.84 | 0.00 | 46.63 | 4.73 | 0.00 | 17.29 | 0.00 | 0.00 | 19.53 | 0.00 |
| | Outer (VV) | 0.00 | 37.08 | 4.95 | 0.00 | 40.14 | 6.34 | 0.00 | 19.00 | 0.00 | 0.00 | 32.94 | 0.04 |

| Parameter Specifications with in a cell | | | | | | | |
|---|-----|-----|-----|------------|----------|------------------|-------------|
| Parameter | Kpa | Kpb | Kpc | Inci (deg) | SNR (dB) | Delta Azi. (deg) | Sigma0 (dB) |
| Range | 1.0 | 1.0 | 1.0 | 3.0 | 20.0 | 10.0 | 20.0 |

■ Normal
 ■ Deviation
 ■ Alarming
 ■ High

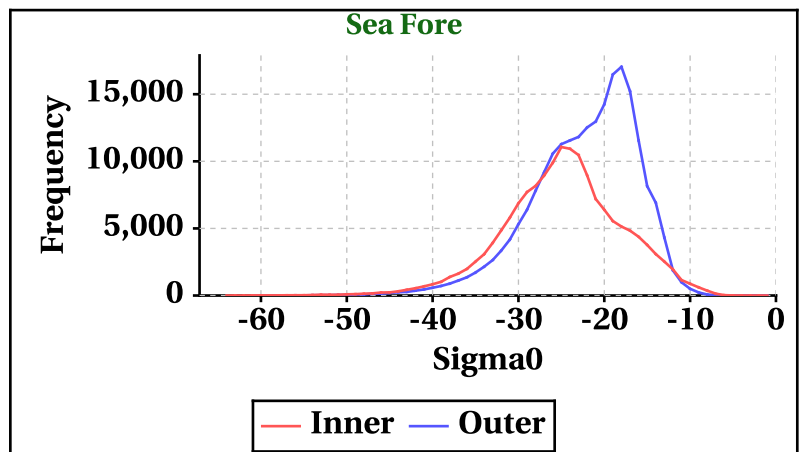
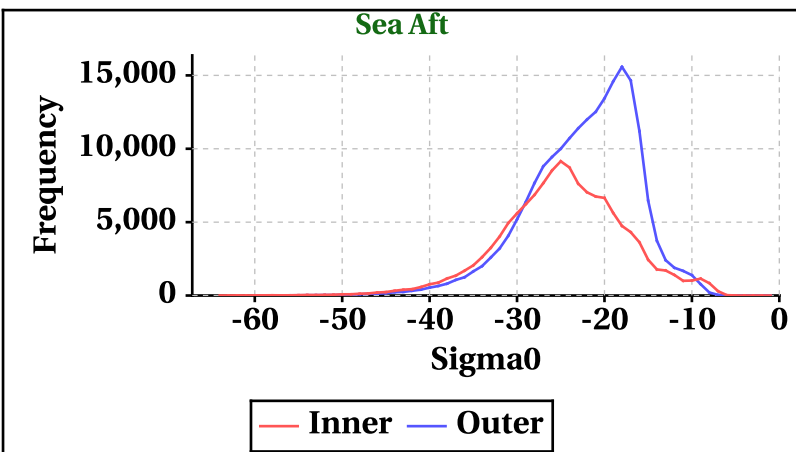
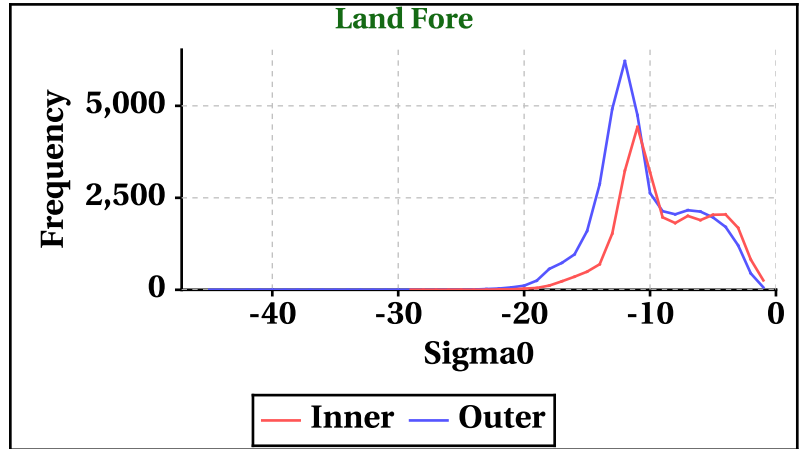
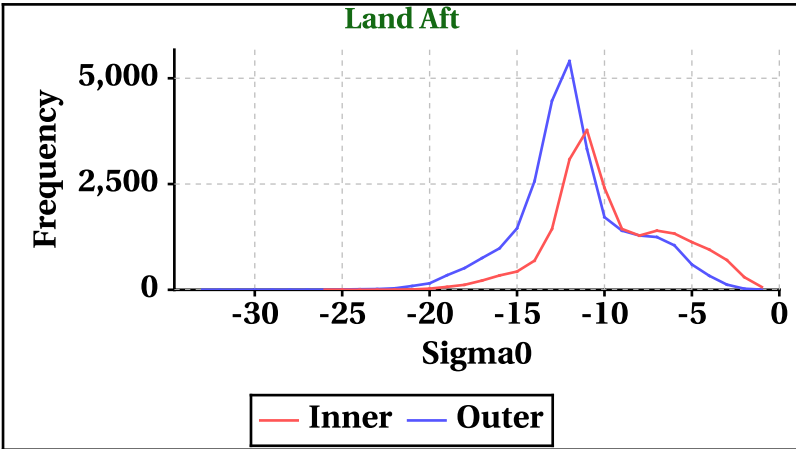
* Note: Deviations within a Cell for a category is observed and flagged if out of range specifications

Dynamic Range (Data Histograms)

Sigma0(db)

| Inner Beam (HH) | | | | |
|-----------------|----------|-----------|---------|----------|
| | Land Aft | Land Fore | Sea Aft | Sea Fore |
| Min | -26 | -29 | -64 | -64 |
| Max | -1 | -1 | -1 | -1 |

| Outer Beam (VV) | | | | |
|-----------------|----------|-----------|---------|----------|
| | Land Aft | Land Fore | Sea Aft | Sea Fore |
| Min | -33 | -45 | -60 | -61 |
| Max | -1 | -1 | -1 | -1 |



Brightness Temperature(K)

| Inner Beam(HH) | | | | |
|----------------|----------|-----------|---------|----------|
| | Land Aft | Land Fore | Sea Aft | Sea Fore |
| Min | 1 | 1 | 1 | 1 |
| Max | 343 | 340 | 310 | 312 |

| Outer Beam(VV) | | | | |
|----------------|----------|-----------|---------|----------|
| | Land Aft | Land Fore | Sea Aft | Sea Fore |
| Min | 1 | 1 | 1 | 1 |
| Max | 328 | 332 | 321 | 316 |

