

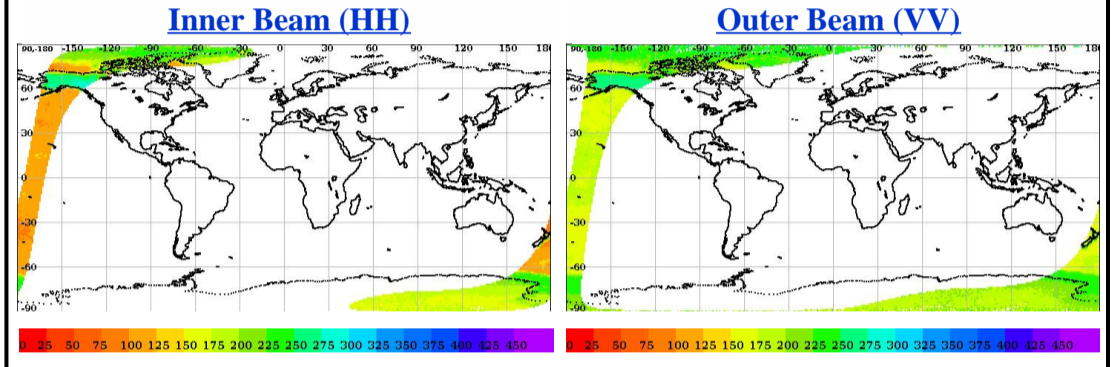
# SCATSAT-1 Scatterometer Level-1B Data Quality Evaluation Report

## Table of Contents

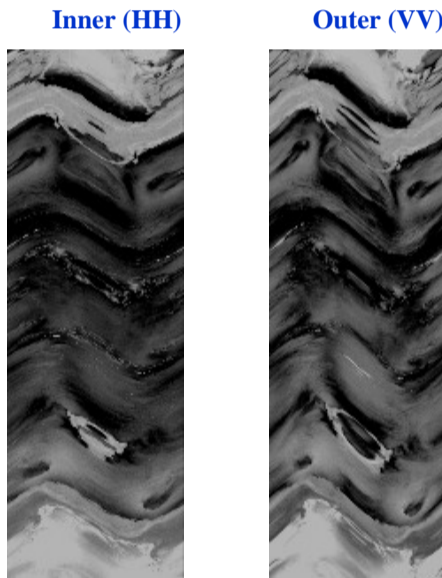
- Half-Orbit Coverage using BT & Sigma-0
- Invariant Site Sigma-0 Statistics (if Available)
- Half-Orbit Data Statistics
- Half Orbit wise - Dynamic Parameter (Sigma-0, Kp, SNR) Behaviour
- Dynamic Range (Data Histogram)
- Half Orbit Wise Behaviour - Static Parameters
- Doppler Variation (Across/Along Track for HH/VV Beam)
- LIB Parameter as a function of Latitude
- Half Orbit OAT Behaviour

|                              |               |                              |              |                               |      |
|------------------------------|---------------|------------------------------|--------------|-------------------------------|------|
| <b>Satellite Id</b>          | ScatSat-1     | <b>Start Orbit</b>           | 15480        | <b>Total Scans</b>            | 1016 |
| <b>Sensor Name</b>           | Scatterometer | <b>End Orbit</b>             | 15481        | <b>No of Inner FootPrints</b> | 281  |
| <b>Processor Version</b>     | v1.1.3        | <b>Rev. Number</b>           | 15480_15481  | <b>No Of Outer FootPrints</b> | 282  |
| <b>Half Orbit Direction</b>  | NS            | <b>Data Production Date</b>  | 29-08-2019   | <b>No. Of Inner Slices</b>    | 9    |
| <b>Equator Crossing Date</b> | 29-08-2019    | <b>Equator Crossing Time</b> | 19:42:46.000 | <b>No Of Outer Slices</b>     | 15   |

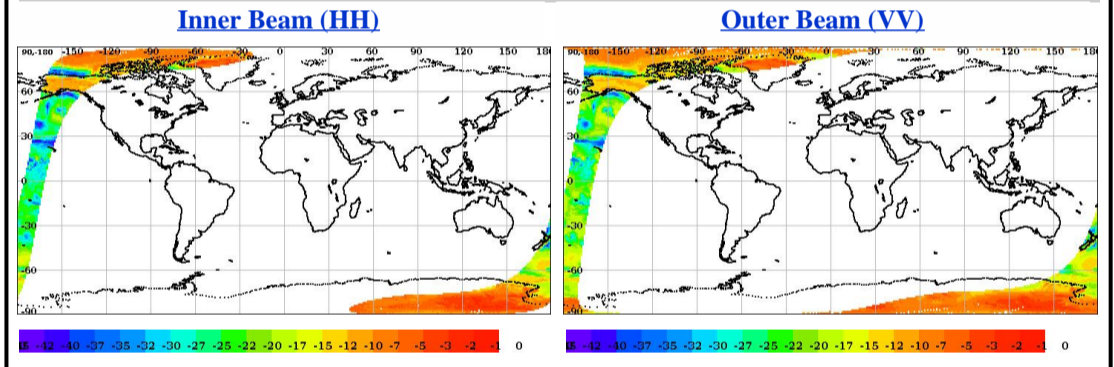
## Brightness Temperature(k) Footprint trace



## Image Snapshot for Inner & Outer Beam



## Sigma0(dB) Footprint trace



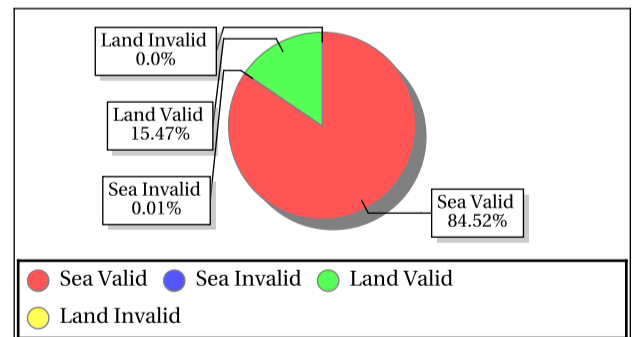
## Invalid and Poor Sigma-0 Quality Flag Statistics for Inner/Outer Slices\*

| Sigma-0 Flags                            | Inner Beam | Outer Beam |
|--|------------|------------|
| Invalid Sigma0(%)                        | 0.01       | 0.01       |
| Data Not Available From Payload (%)      | 100.0      | 100.0      |
| Slice not within sample array limits (%) | 0.00       | 0.00       |
| C(S+N) - C(N) < 0.1 (%)                  | 0.00       | 0.00       |
| Poor Sigma0(%)                           | 22.23      | 13.34      |
| Noise samples for blending Saturated     | 0.0        | 0.0        |
| Count samp. for interpol. saturated (%)  | 0.00       | 0.00       |
| Sigma0 < lower bound (-96dB) (%)         | 0.0        | 0.0        |
| Sigma0 > upper bound (0 dB) (%)          | 0.00       | 0.00       |
| SNR < -65 dB (%)                         | 0.04185    | 0.101677   |

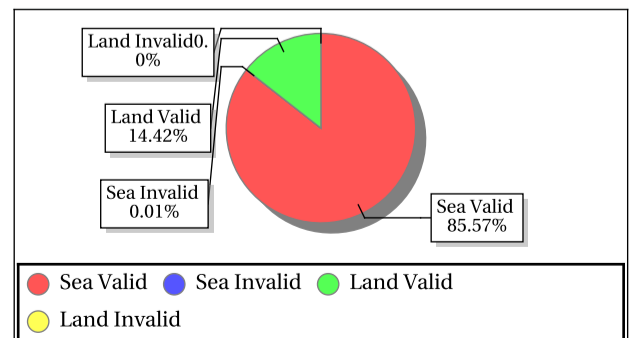
\*DP Format Document

## Sigma-0 Quality Flag Statistics for Inner/Outer Footprints

### Inner Beam (HH)



### Outer Beam (VV)



## Invariant Site Sigma-0 Statistics for Ascending/Descending, Fore/Aft in HH/VV beams

| Site Name   | Center Lat | Center Lon | Beam  | Node | ScanDir | Sigma0 Min | Sigma0 Max | Sigma0 Mean | Sigma0 Std | BT Min | BT Max | BT Mean | BT Std |
|-------------|------------|------------|-------|------|---------|------------|------------|-------------|------------|--------|--------|---------|--------|
| ANT_1       | -75.00     | 121.00     | Inner | DSC  | Aft     | -8.26      | -5.35      | -6.85       | 0.84       | 146.50 | 208.87 | 179.06  | 18.50  |
| ANT_1       | -75.00     | 121.00     | Inner | DSC  | Fore    | -8.63      | -5.47      | -7.15       | 0.84       | 141.75 | 204.43 | 182.56  | 14.41  |
| ANT_1       | -75.00     | 121.00     | Outer | DSC  | Aft     | -9.04      | -9.04      | -9.04       | 0.00       | 207.88 | 207.88 | 207.88  | 0.00   |
| ANT_1       | -75.00     | 121.00     | Outer | DSC  | Fore    | -8.98      | -6.75      | -8.07       | 0.70       | 173.97 | 208.19 | 192.74  | 9.97   |
| GreenLand_2 | 77.50      | -41.50     | Outer | DSC  | Aft     | -5.33      | -4.52      | -4.93       | 0.40       | 203.00 | 256.36 | 229.68  | 26.68  |



## Overall statistics for the Static Parameters (Footprint-wise)

| Inner Beam (HH) |         |        |      |              |          |        |      |              |          |       |       |              |           |       |       |              |
|-----------------|---------|--------|------|--------------|----------|--------|------|--------------|----------|-------|-------|--------------|-----------|-------|-------|--------------|
|                 | Sea Aft |        |      |              | Sea Fore |        |      |              | Land Aft |       |       |              | Land fore |       |       |              |
|                 | Min     | Max    | Mean | Bad Occ. (%) | Min      | Max    | Mean | Bad Occ. (%) | Min      | Max   | Mean  | Bad Occ. (%) | Min       | Max   | Mean  | Bad Occ. (%) |
| <b>Kp</b>       | 0.12    | 263.58 | 0.32 | 2.650        | 0.12     | 290.48 | 0.30 | 2.459        | 0.12     | 0.13  | 0.12  | 0.000        | 0.12      | 0.12  | 0.12  | 0.000        |
| <b>Kpa</b>      | 0.01    | 0.02   | 0.01 | 0.000        | 0.01     | 0.02   | 0.01 | 0.000        | 0.01     | 0.01  | 0.01  | 0.000        | 0.01      | 0.01  | 0.01  | 0.000        |
| <b>Kpb</b>      | 0.02    | 0.02   | 0.02 | 0.000        | 0.02     | 0.02   | 0.02 | 0.000        | 0.02     | 0.02  | 0.02  | 0.000        | 0.02      | 0.02  | 0.02  | 0.000        |
| <b>Kpc</b>      | 0.01    | 0.01   | 0.01 | 0.000        | 0.01     | 0.01   | 0.01 | 0.000        | 0.01     | 0.01  | 0.01  | 0.000        | 0.01      | 0.01  | 0.01  | 0.000        |
| <b>SNR</b>      | -34.34  | 27.35  | 5.08 | 0.852        | -34.77   | 27.12  | 5.62 | 0.990        | 7.91     | 28.33 | 19.05 | 20.450       | 9.82      | 28.93 | 20.54 | 32.369       |

| Outer Beam (VV) |         |        |      |              |          |        |      |              |          |       |       |              |           |       |       |              |
|-----------------|---------|--------|------|--------------|----------|--------|------|--------------|----------|-------|-------|--------------|-----------|-------|-------|--------------|
|                 | Sea Aft |        |      |              | Sea Fore |        |      |              | Land Aft |       |       |              | Land fore |       |       |              |
|                 | Min     | Max    | Mean | Bad Occ. (%) | Min      | Max    | Mean | Bad Occ. (%) | Min      | Max   | Mean  | Bad Occ. (%) | Min       | Max   | Mean  | Bad Occ. (%) |
| <b>Kp</b>       | 0.09    | 222.10 | 0.30 | 2.658        | 0.09     | 221.99 | 0.30 | 2.700        | 0.09     | 3.38  | 0.09  | 0.059        | 0.09      | 25.19 | 0.09  | 0.061        |
| <b>Kpa</b>      | 0.01    | 0.01   | 0.01 | 0.000        | 0.01     | 0.01   | 0.01 | 0.000        | 0.01     | 0.01  | 0.01  | 0.000        | 0.01      | 0.01  | 0.01  | 0.000        |
| <b>Kpb</b>      | 0.01    | 0.01   | 0.01 | 0.000        | 0.01     | 0.01   | 0.01 | 0.000        | 0.01     | 0.01  | 0.01  | 0.000        | 0.01      | 0.01  | 0.01  | 0.000        |
| <b>Kpc</b>      | 0.01    | 0.01   | 0.01 | 0.000        | 0.01     | 0.01   | 0.01 | 0.000        | 0.01     | 0.01  | 0.01  | 0.000        | 0.01      | 0.01  | 0.01  | 0.000        |
| <b>SNR</b>      | -34.77  | 19.37  | 2.87 | 0.000        | -34.77   | 18.17  | 2.87 | 0.000        | -16.51   | 22.46 | 12.68 | 0.018        | -25.31    | 23.19 | 14.07 | 0.463        |

| Parameter Specifications |      |      |      |      |        |
|--------------------------|------|------|------|------|--------|
| Parameter                | Kp   | Kpa  | Kpb  | Kpc  | SNR    |
| Min                      | 0.00 | 0.00 | 0.00 | 0.00 | -65.00 |
| Max                      | 1.00 | 1.00 | 1.00 | 1.00 | 22.00  |

- Normal
- Deviations
- Alarming
- High Errors

## Overall statistics for static parameter (Footprint-wise)

|                              | Inner Beam (HH) |         |         |              | Outer Beam (VV) |         |         |              | Parameter Specifications |         |         |
|------------------------------|-----------------|---------|---------|--------------|-----------------|---------|---------|--------------|--------------------------|---------|---------|
|                              | Min             | Max     | Mean    | Bad Occ. (%) | Min             | Max     | Mean    | Bad Occ. (%) | Parameter                | Min     | Max     |
| <b>Incidence Angle (deg)</b> | 48.64           | 49.36   | 49.00   | 0.000        | 57.41           | 58.20   | 57.87   | 0.000        | Inci.(Inner)             | 47.10   | 49.90   |
| <b>Azimuth Diff. (deg)</b>   | 0.0026          | 264.64  | 1.28    | 2.641        | 0.0000          | 293.43  | 1.27    | 3.802        | Inci.(Outer)             | 57.30   | 58.90   |
| <b>Range(Km)</b>             | 1030.54         | 1086.62 | 1052.55 | 0.000        | 1206.97         | 1277.03 | 1235.88 | 3.889        | Azimuth Diff.            | 0.60    | 2.00    |
| <b>X Factor(dbm)</b>         | -91.77          | -89.99  | -90.60  | 0.000        | -93.09          | -92.03  | -92.19  | 0.000        | Range(Inner)             | 1025.00 | 1095.70 |
| <b>Across Distance (Km)</b>  | 15.99           | 16.54   | 16.17   | 0.000        | 21.08           | 22.64   | 21.29   | 2.000        | Range(Outer)             | 1210.00 | 1280.00 |
| <b>Along Distance (Km)</b>   | 18.79           | 1280.09 | 22.20   | 2.000        | 18.28           | 1670.88 | 22.87   | 2.000        | X-Factor                 | -100.00 | -80.00  |
|                              |                 |         |         |              |                 |         |         |              | Ac.Distance(Inner)       | 15.00   | 20.00   |
|                              |                 |         |         |              |                 |         |         |              | Ac.Distance(Outer)       | 15.00   | 22.00   |
|                              |                 |         |         |              |                 |         |         |              | Al.Distance(Inner)       | 15.00   | 30.00   |
|                              |                 |         |         |              |                 |         |         |              | Al.Distance(Outer)       | 10.00   | 30.00   |
|                              |                 |         |         |              |                 |         |         |              |                          |         |         |

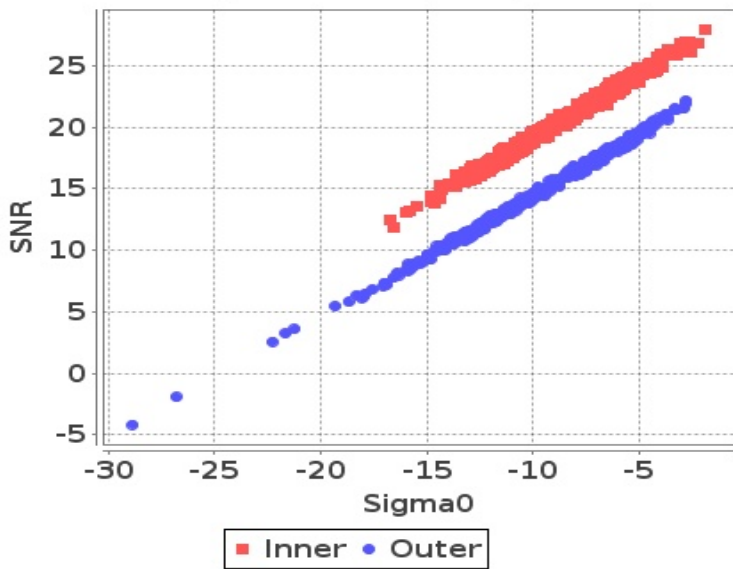
- Normal
- Deviations
- Alarming
- High Errors



## Sigma0 Behaviour (Sigma0 Vs SNR)

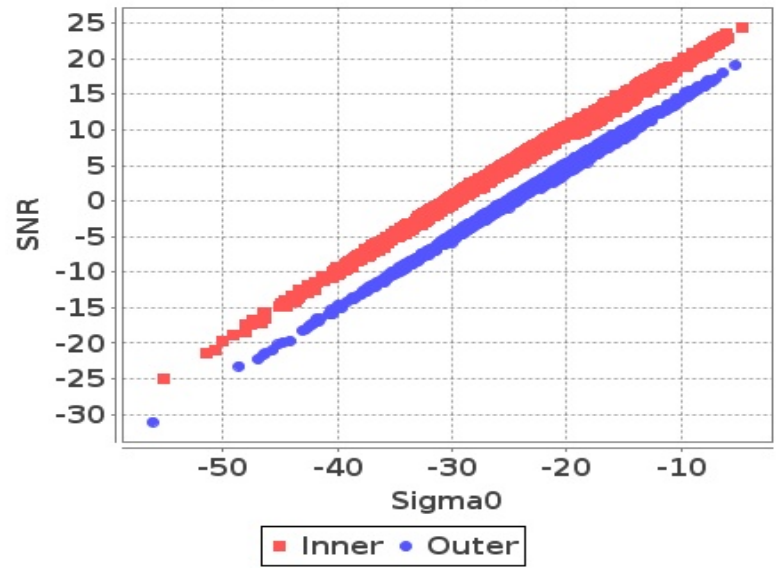
**Footprint-Land**

Sigma0 Vs SNR (Land)



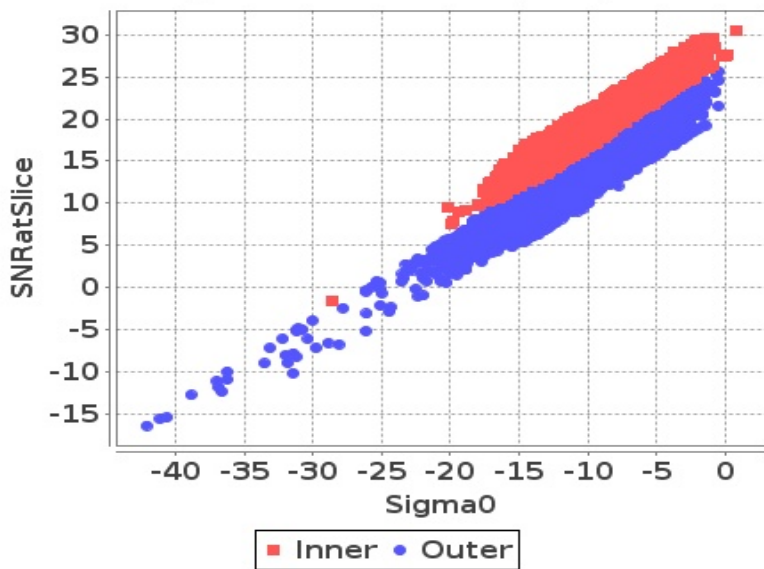
**Footprint-Sea**

Sigma0 Vs SNR (Sea)



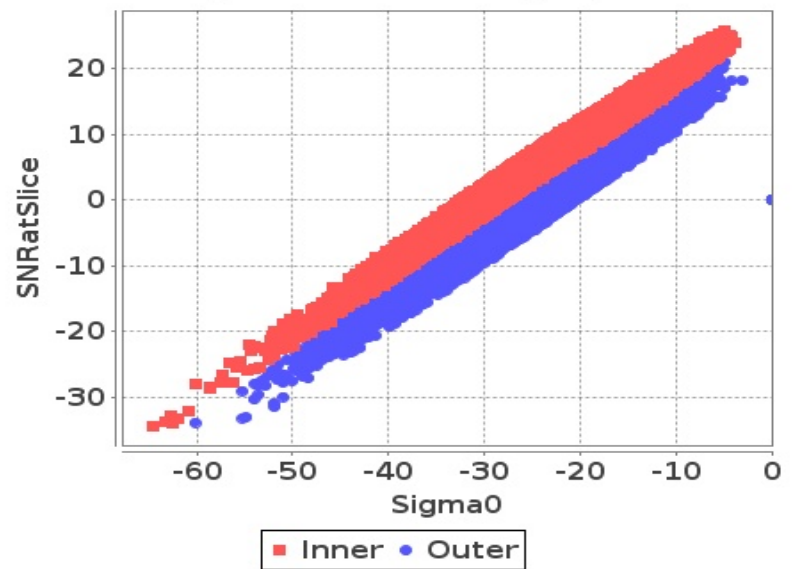
**Slice-Land**

Sigma0 Vs SNRatSlice (Land)



**Slice-Sea**

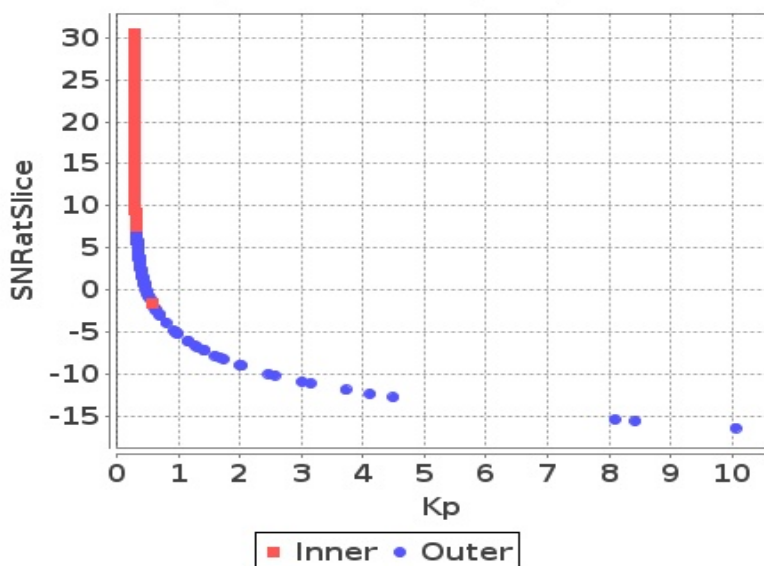
Sigma0 Vs SNRatSlice (Sea)



## Sigma0 Behaviour (Kp Vs SNR)

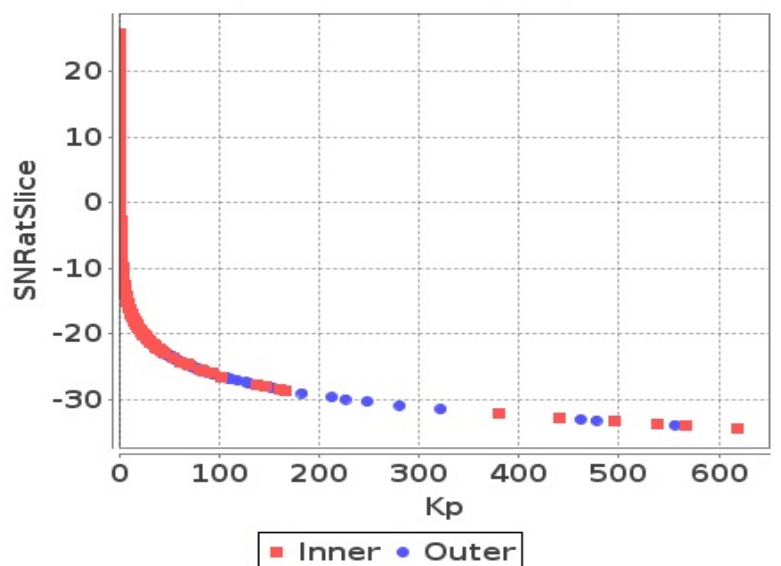
**Slice**

Kp Vs SNRatSlice (Land)



**Slice**

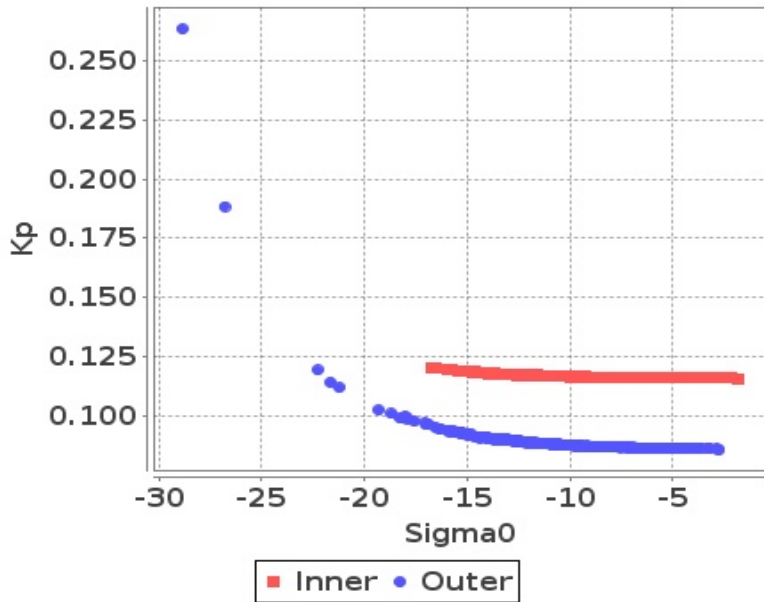
Kp Vs SNRatSlice (Sea)



# Sigma0 Behaviour(Sigma0 Vs Kp)

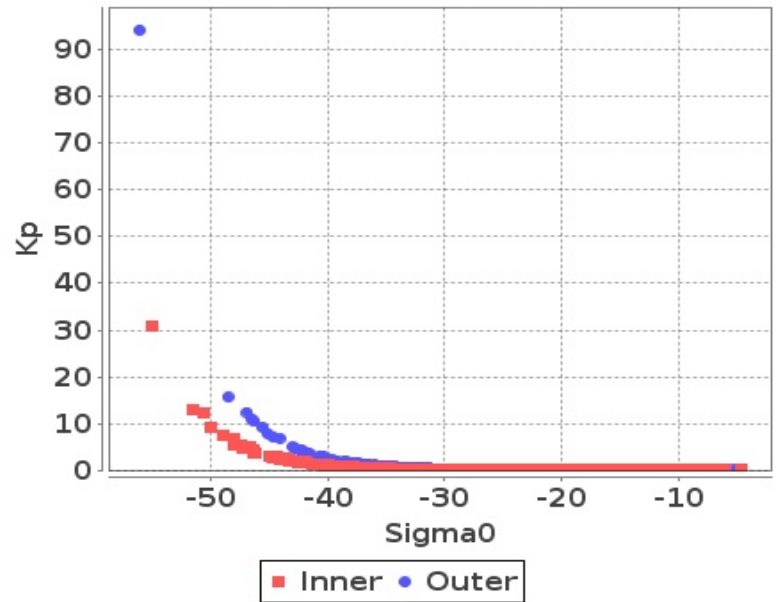
## Footprint-Land

### Sigma0 Vs Kp (Land)



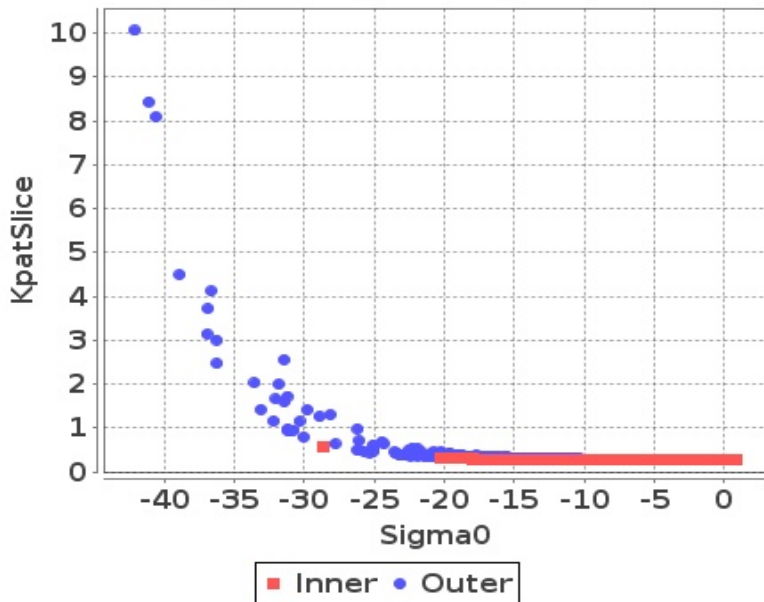
## Footprint-Sea

### Sigma0 Vs Kp (Sea)



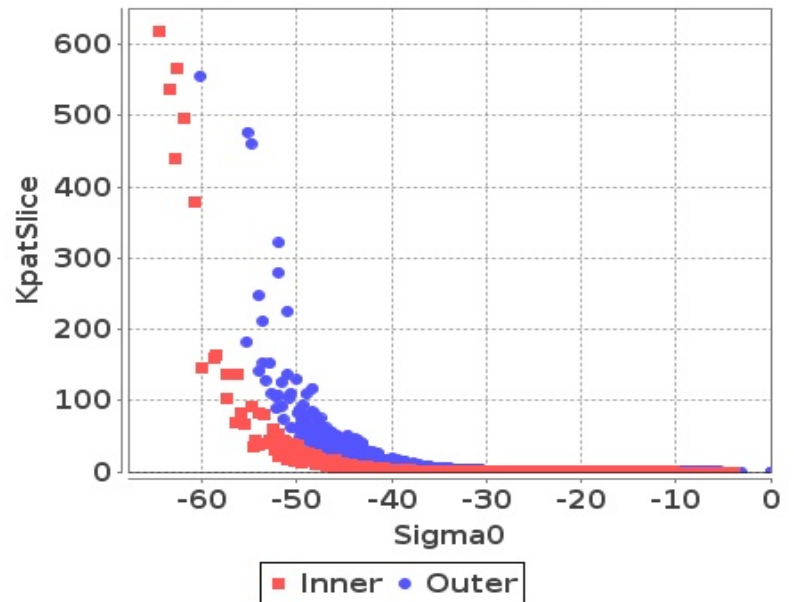
## Slice-Land

### Sigma0 Vs KpatSlice (Land)



## Slice-Sea

### Sigma0 Vs KpatSlice (Sea)

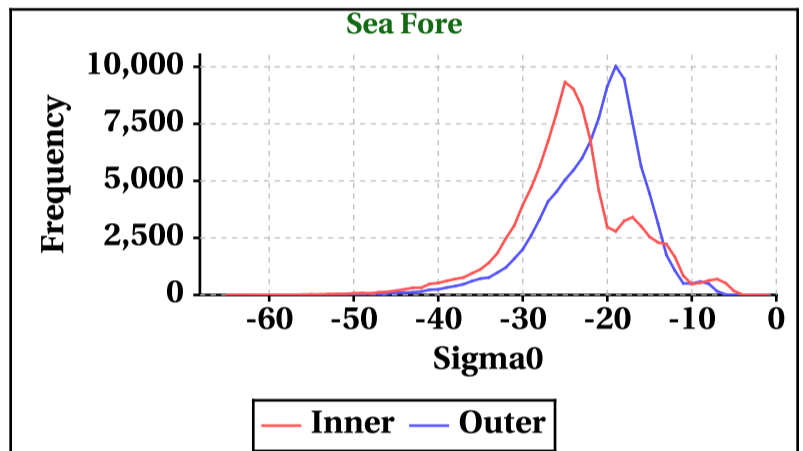
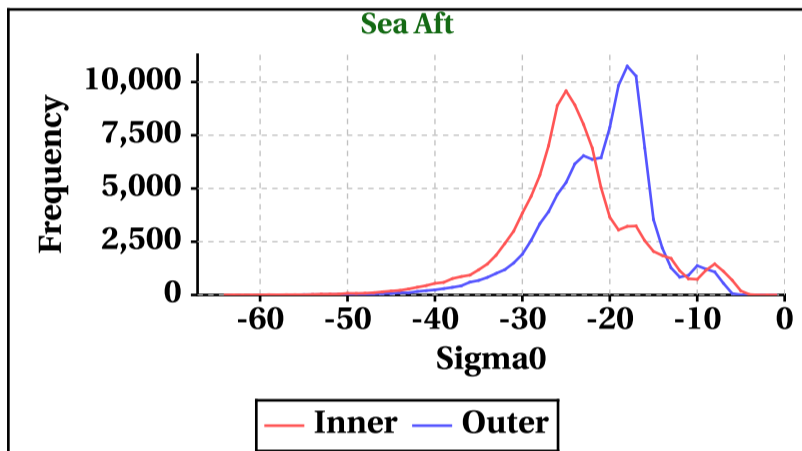
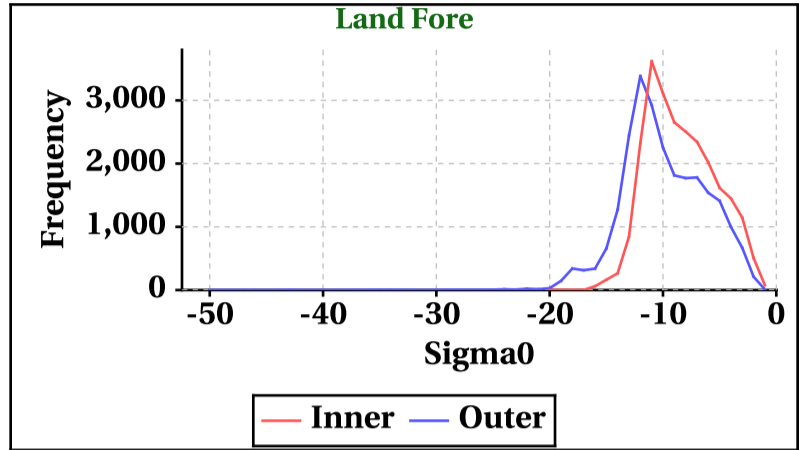
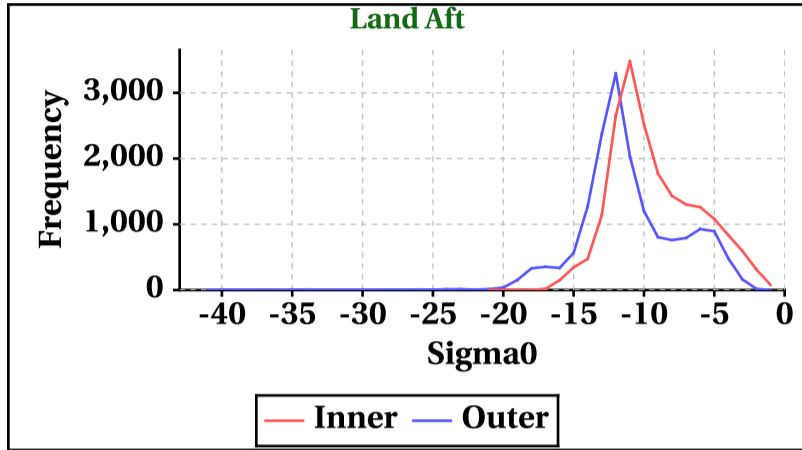


# Dynamic Range (Data Histograms)

## Sigma0(db)

| Inner Beam (HH) |          |           |         |          |
|-----------------|----------|-----------|---------|----------|
|                 | Land Aft | Land Fore | Sea Aft | Sea Fore |
| Min             | -21      | -20       | -64     | -65      |
| Max             | 0        | 0         | 0       | 0        |

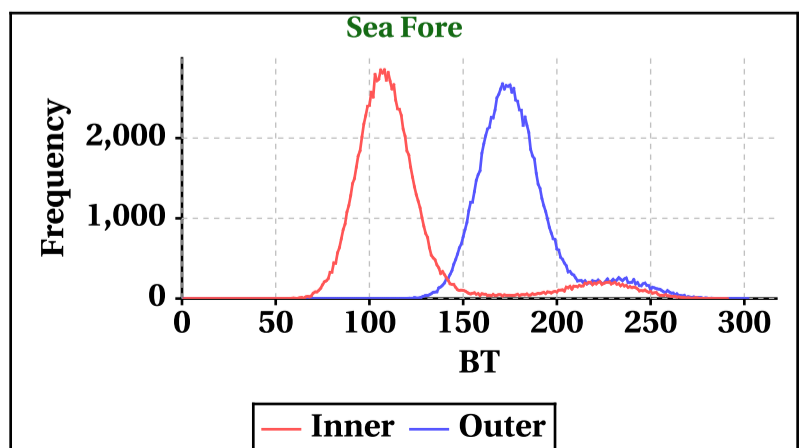
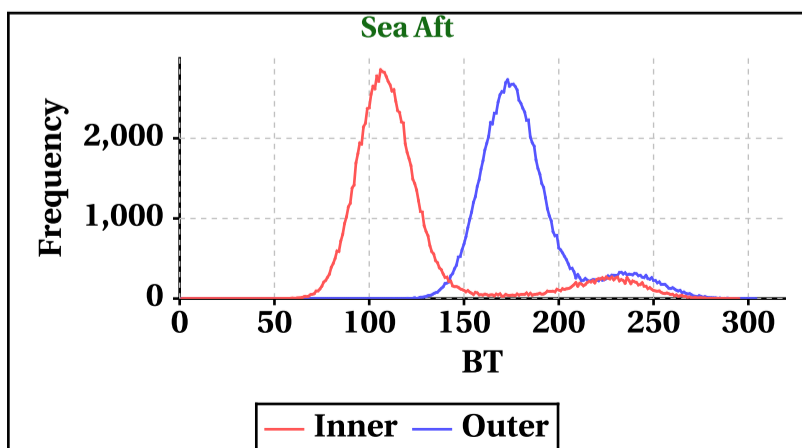
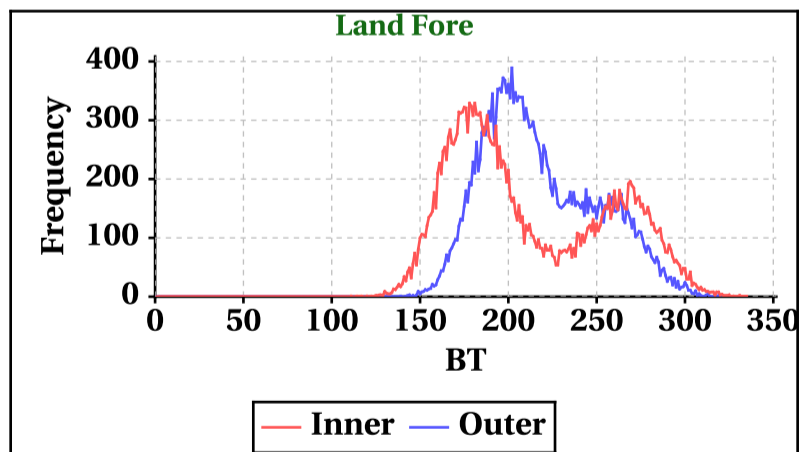
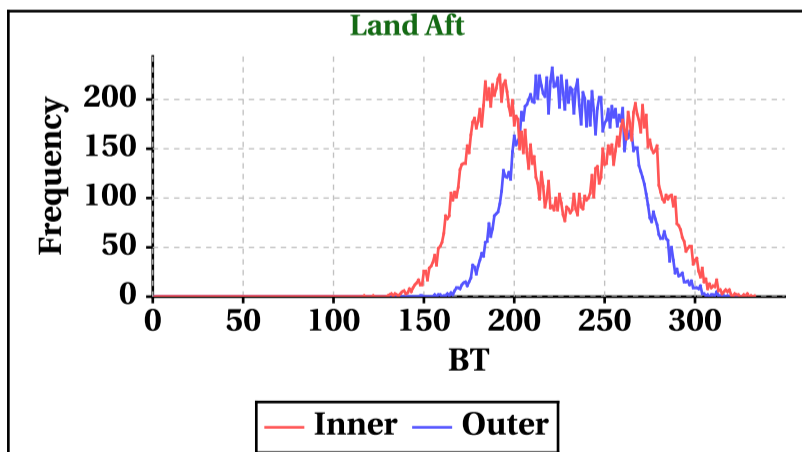
| Outer Beam (VV) |          |           |         |          |
|-----------------|----------|-----------|---------|----------|
|                 | Land Aft | Land Fore | Sea Aft | Sea Fore |
| Min             | -41      | -50       | -59     | -59      |
| Max             | 0        | 0         | 0       | 0        |



## Brightness Temperature(K)

| Inner Beam(HH) |          |           |         |          |
|----------------|----------|-----------|---------|----------|
|                | Land Aft | Land Fore | Sea Aft | Sea Fore |
| Min            | 0        | 0         | 0       | 0        |
| Max            | 333      | 335       | 295     | 291      |

| Outer Beam(VV) |          |           |         |          |
|----------------|----------|-----------|---------|----------|
|                | Land Aft | Land Fore | Sea Aft | Sea Fore |
| Min            | 0        | 0         | 0       | 0        |
| Max            | 328      | 320       | 304     | 302      |

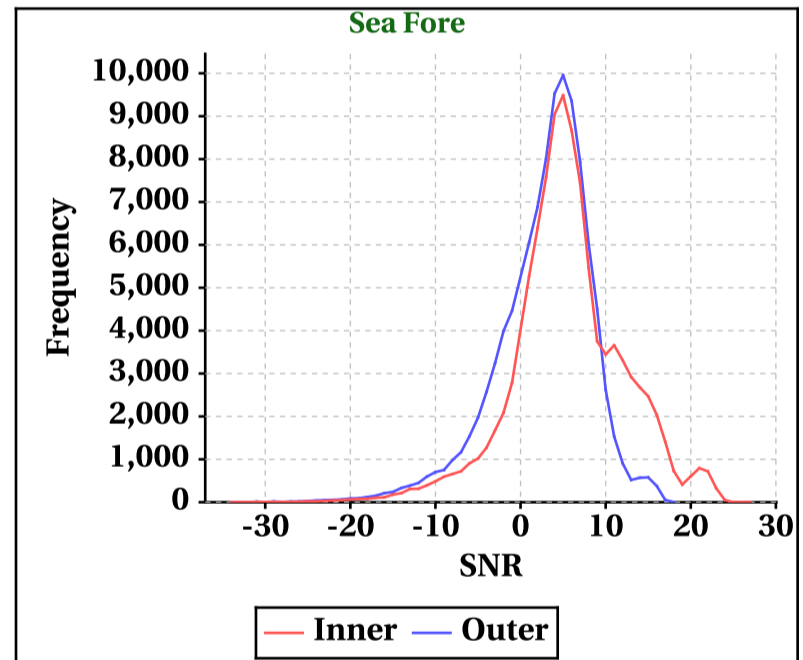
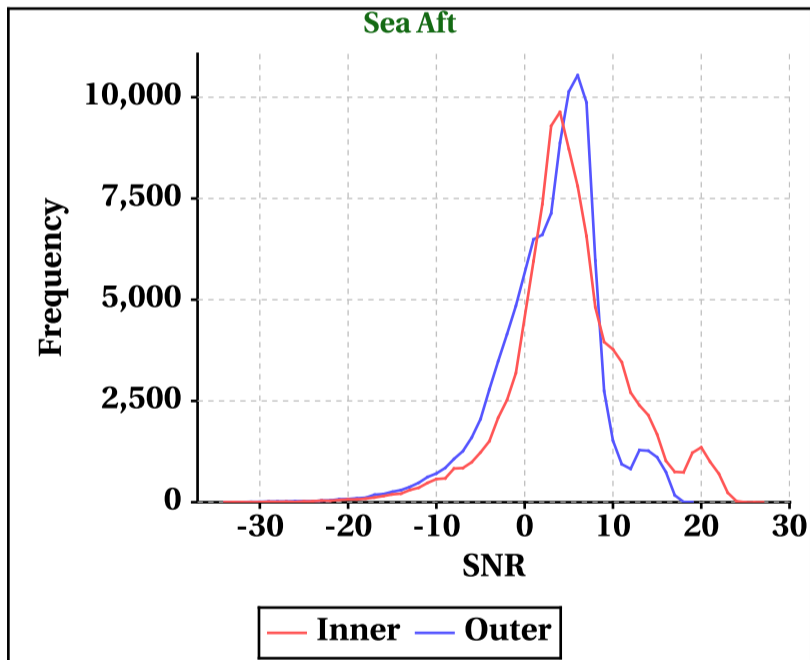
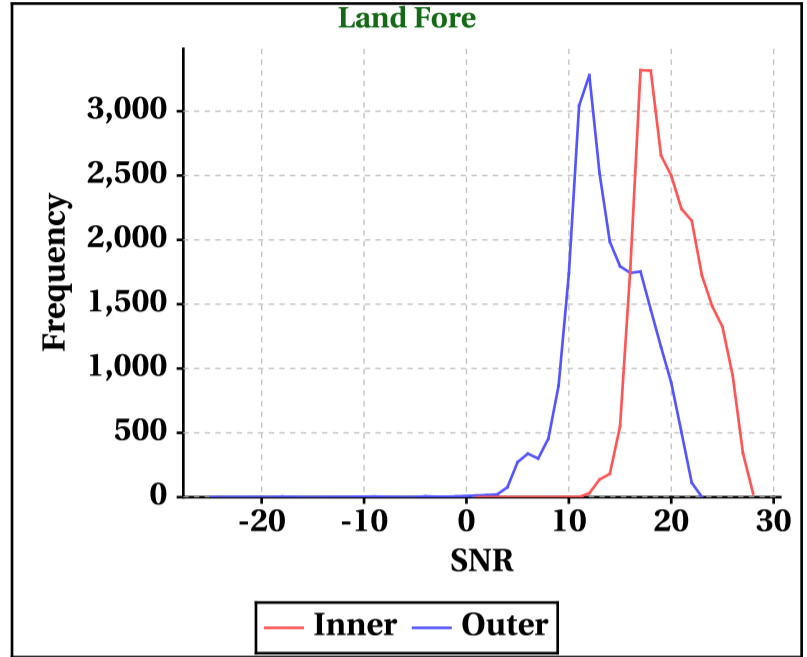
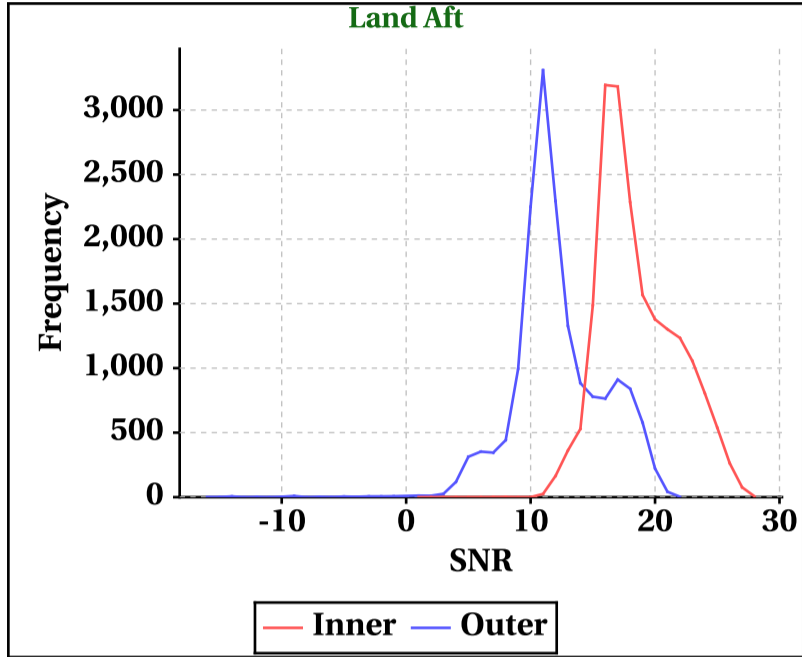


# Dynamic Range (Data Histograms)

## SNR(dBm)

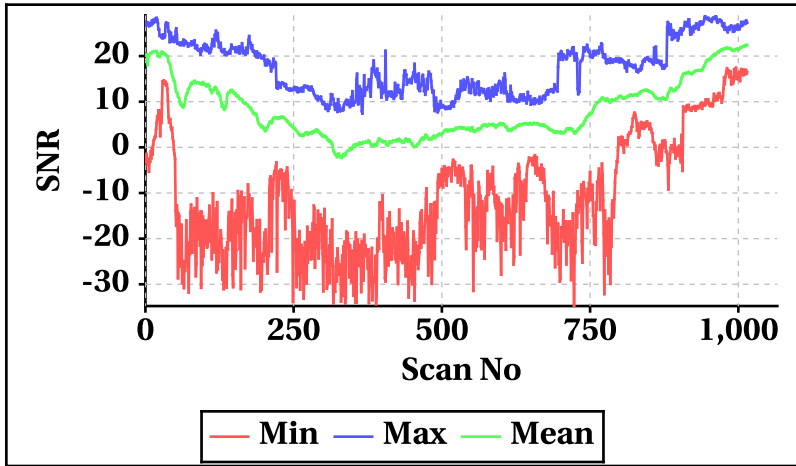
| Inner Beam (HH) |          |           |         |          |
|-----------------|----------|-----------|---------|----------|
|                 | Land Aft | Land Fore | Sea Aft | Sea Fore |
| Min             | 0        | 0         | -34     | -34      |
| Max             | 28       | 28        | 27      | 27       |

| Outer Beam (VV) |          |           |         |          |
|-----------------|----------|-----------|---------|----------|
|                 | Land Aft | Land Fore | Sea Aft | Sea Fore |
| Min             | -16      | -25       | -34     | -34      |
| Max             | 22       | 23        | 19      | 18       |

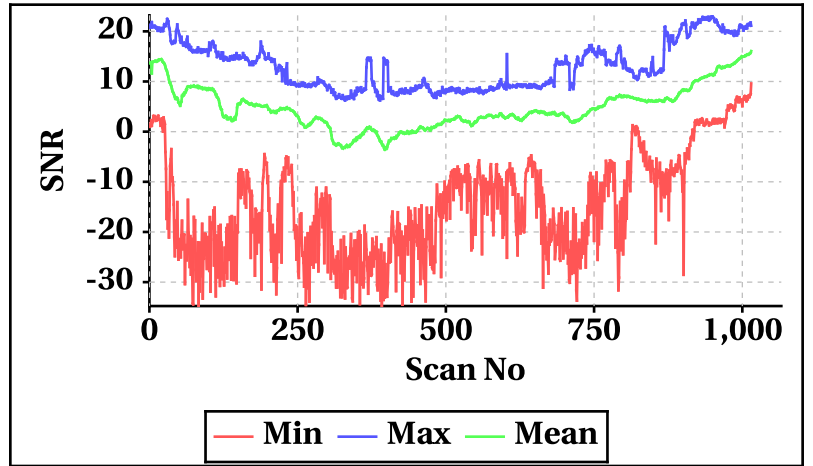


## Orbit-wise behaviour of SNR

**Inner Beam (HH)**

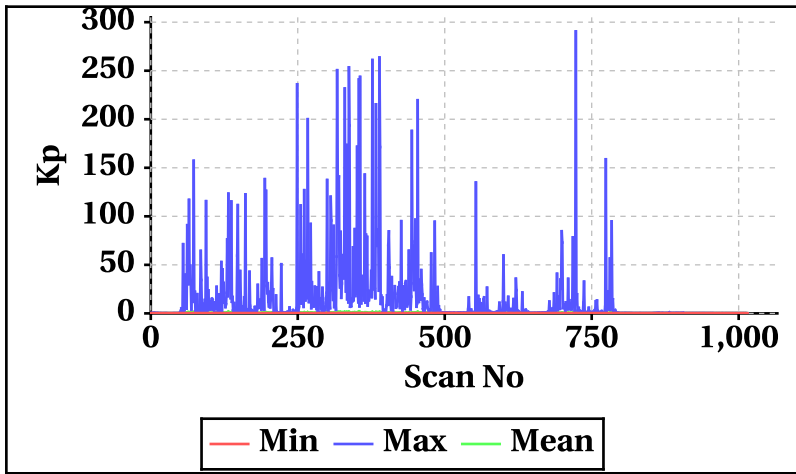


**Outer Beam(VV)**

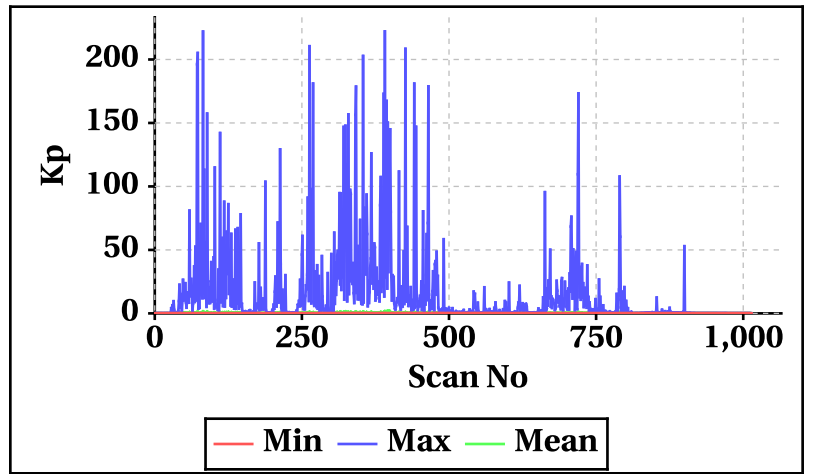


## Orbit-wise behaviour of Kp,Kpa,Kpb,Kpc

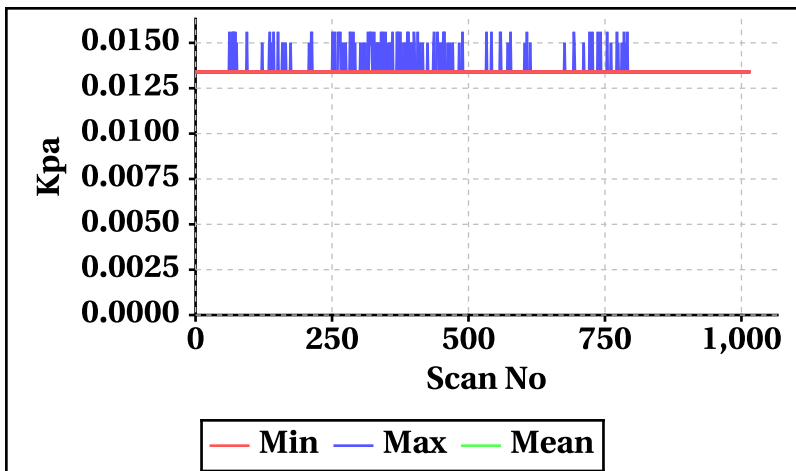
**Inner Beam(HH)**



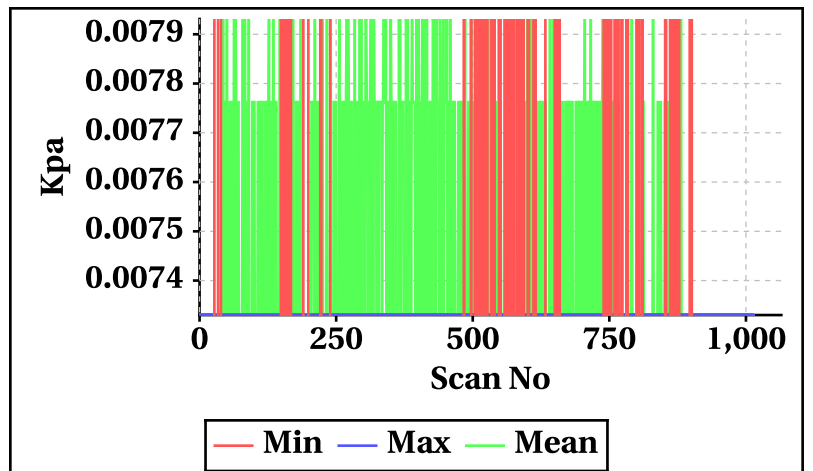
**Outer Beam(VV)**



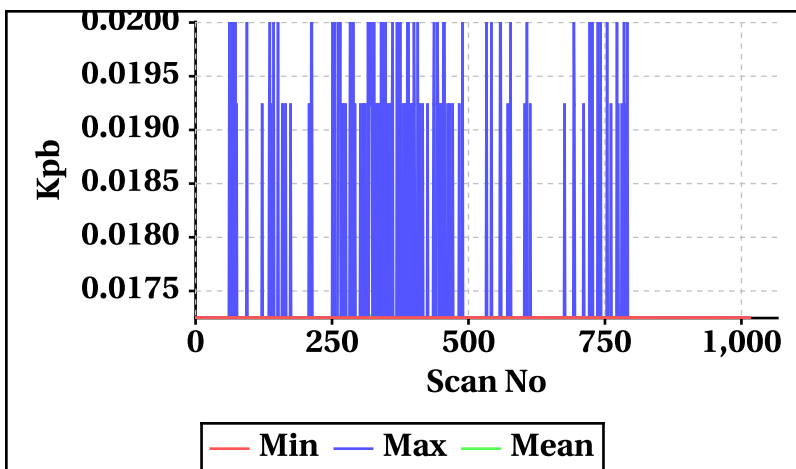
**Inner Beam(HH)**



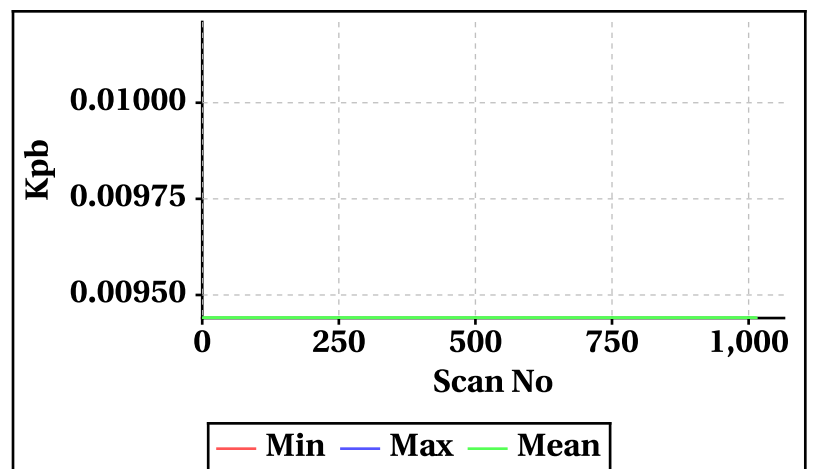
**Outer Beam(VV)**



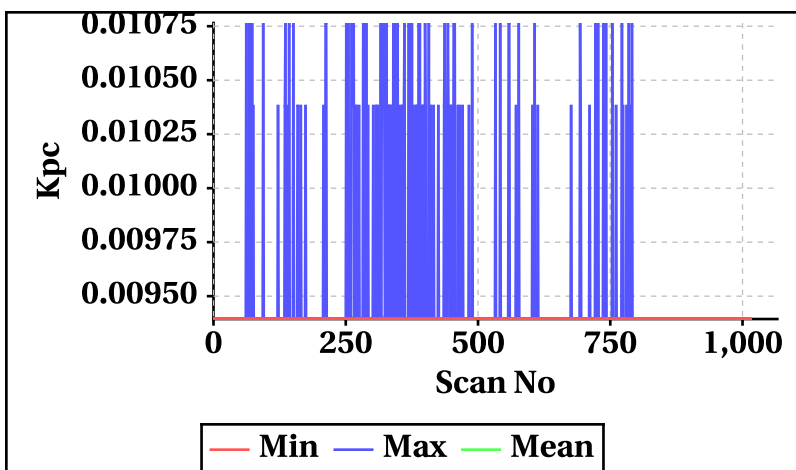
**Inner Beam(HH)**



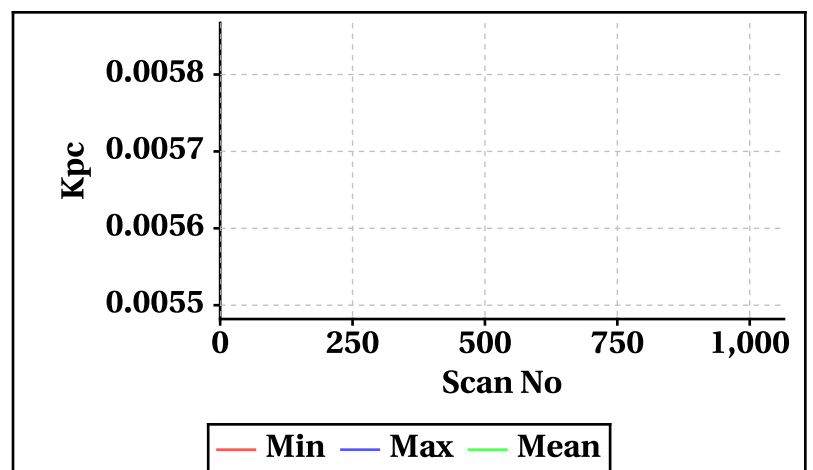
**Outer Beam(VV)**



**Inner Beam(HH)**



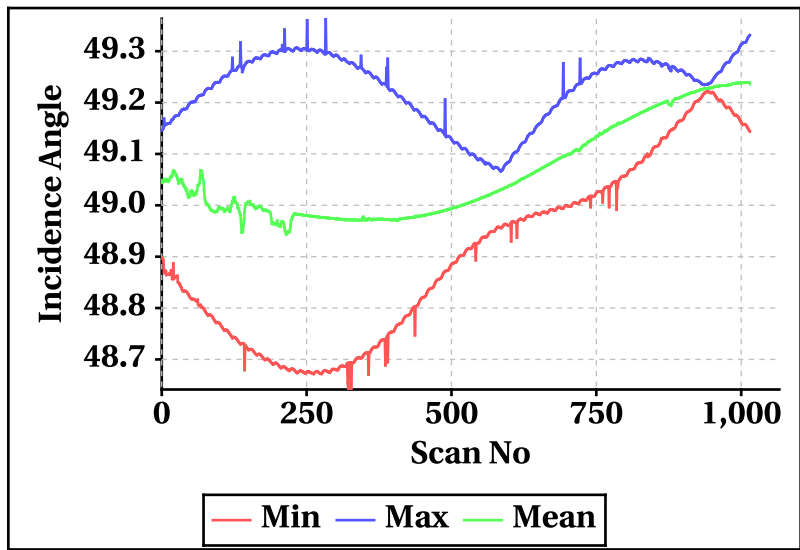
**Outer Beam(VV)**



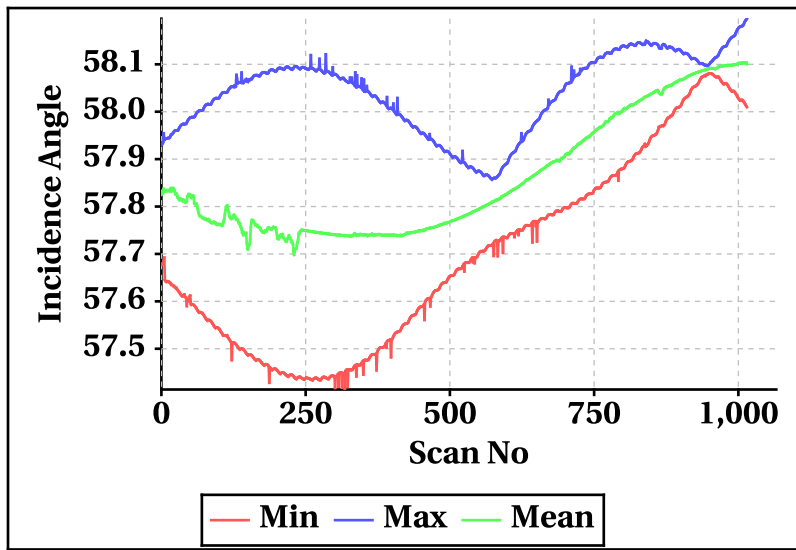


Orbit-wise behaviour of Incidence, Azimuth, Range, X-Factor

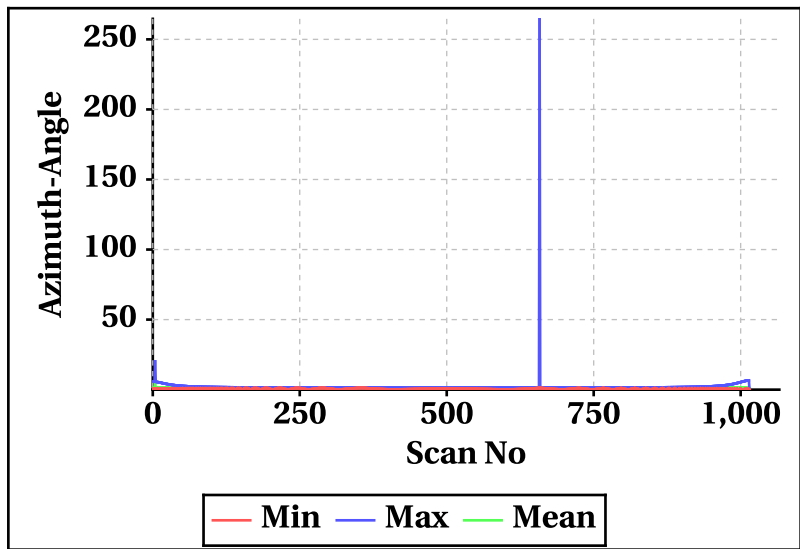
Inner Beam (HH)



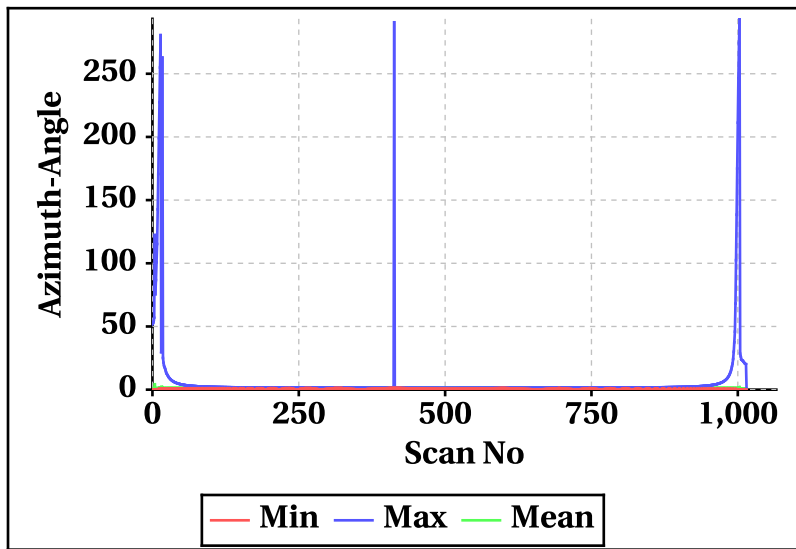
Outer Beam(VV)



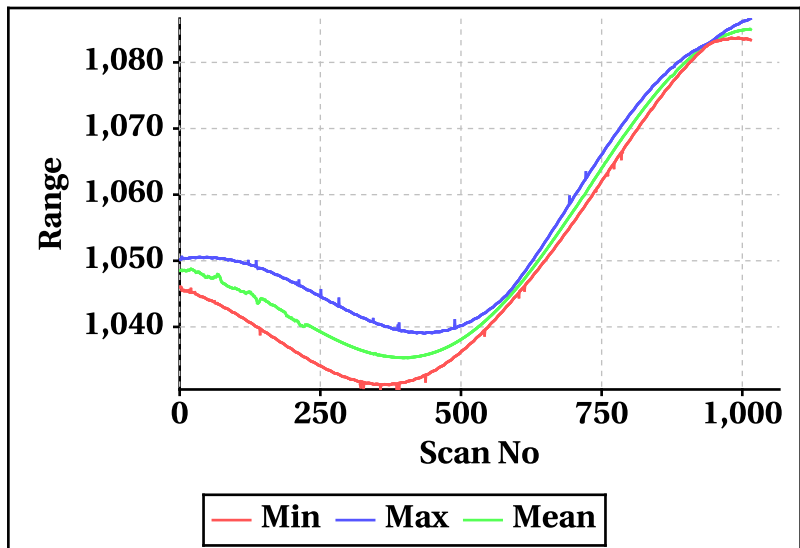
Inner Beam (HH)



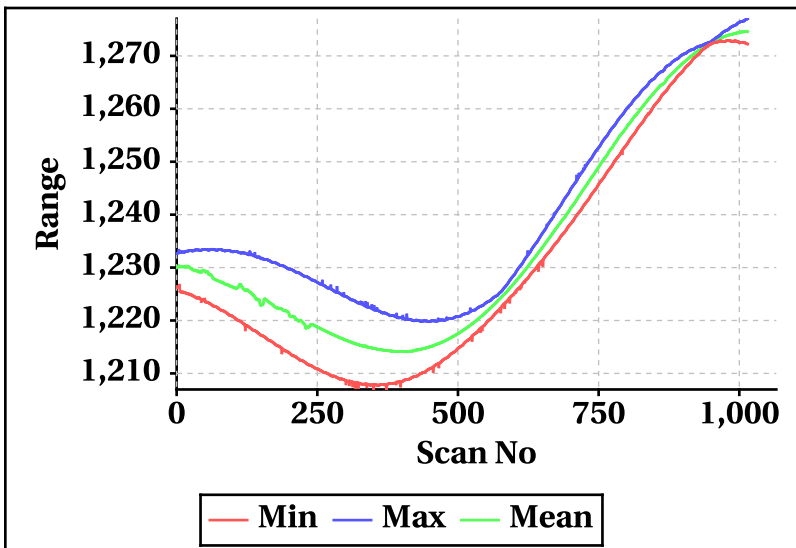
Outer Beam(VV)



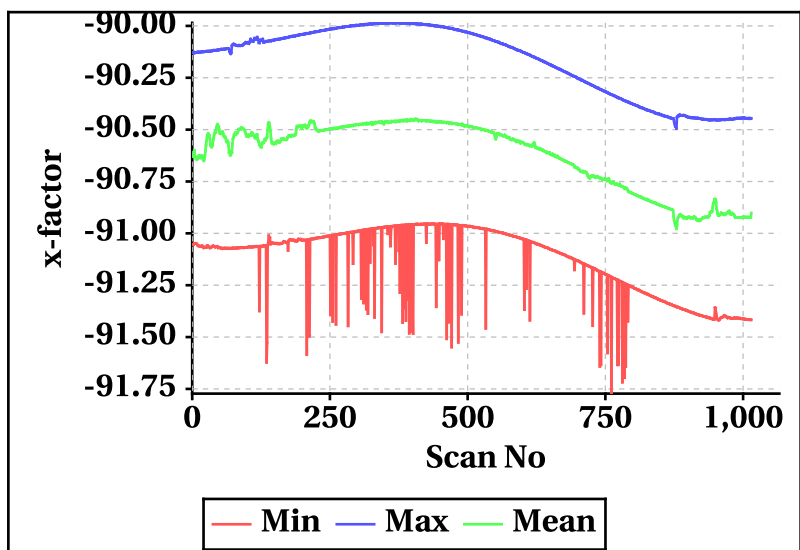
Inner Beam (HH)



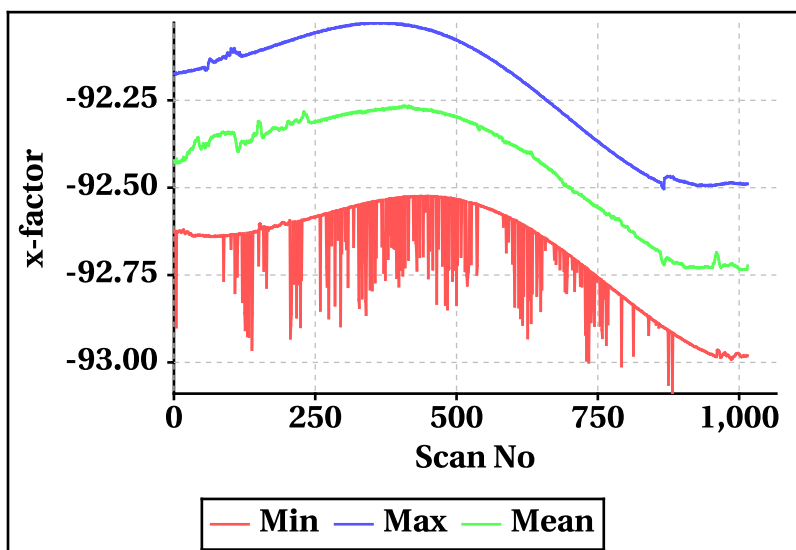
Outer Beam(VV)



Inner Beam (HH)



Outer Beam(VV)

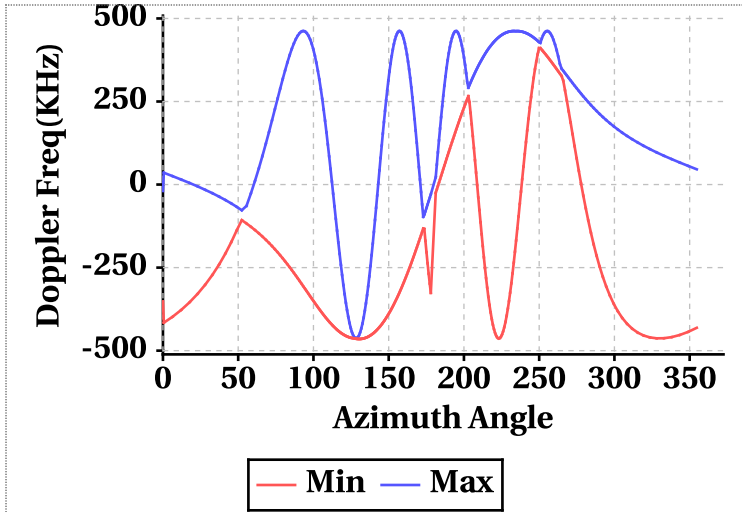


# Doppler Frequency Variation

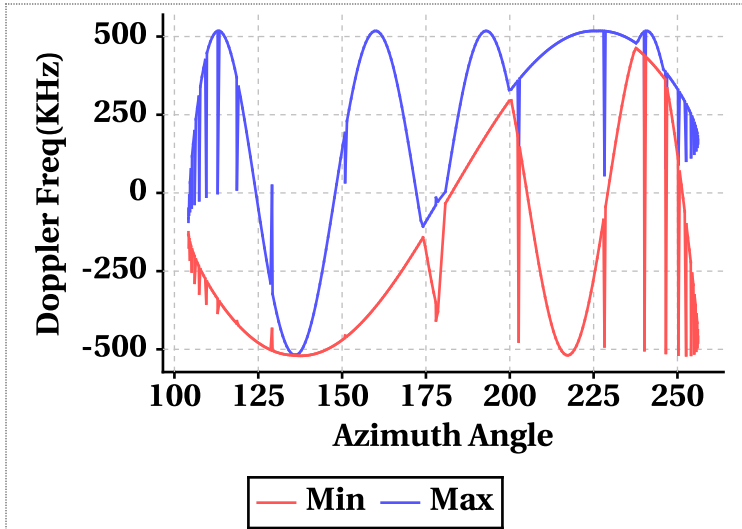
Doppler Frequency(KHz) variation statistics Over the half Orbit

|     | Inner Beam (HH) | Outer Beam (VV) |
|-----|-----------------|-----------------|
| Min | -464.90         | -520.66         |
| Max | 462.08          | 518.00          |

Footprint wise Doppler frequency variation Inner Beam (HH)



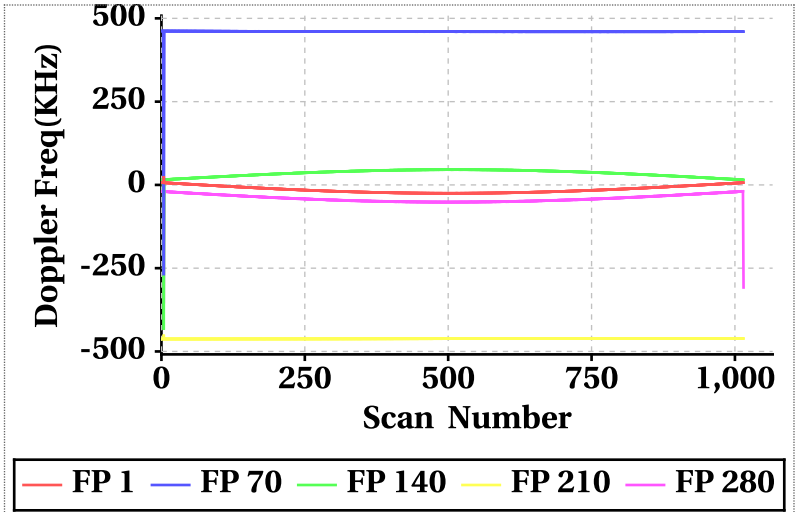
Footprint wise Doppler frequency variation Outer Beam (VV)



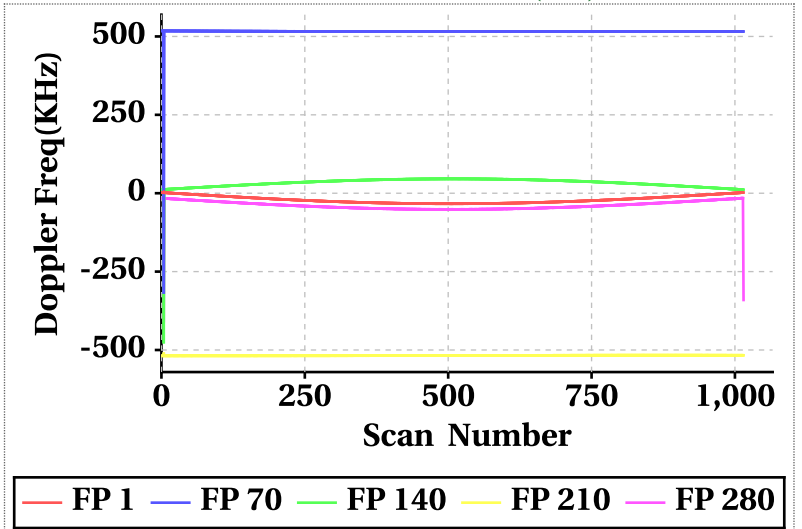
Doppler Frequency(KHz) variation

| Doppler_FP  | Inner Beam (HH) |         |         | Outer Beam (VV) |         |         |
|-------------|-----------------|---------|---------|-----------------|---------|---------|
|             | Min             | Max     | Mean    | Min             | Max     | Mean    |
| Doppler_1   | -25.18          | 22.04   | -13.45  | -33.54          | 3.86    | -20.47  |
| Doppler_70  | -267.36         | 461.90  | 459.66  | -316.40         | 517.64  | 515.02  |
| Doppler_140 | -431.18         | 45.88   | 34.21   | -474.96         | 45.90   | 32.77   |
| Doppler_210 | -462.60         | -453.14 | -461.63 | -518.56         | -511.66 | -517.60 |
| Doppler_280 | -351.76         | -19.32  | -40.48  | -407.54         | -15.66  | -39.27  |

Doppler frequency variation at footprints: 1, 70, 140, 210 & 280 Inner Beam (HH)

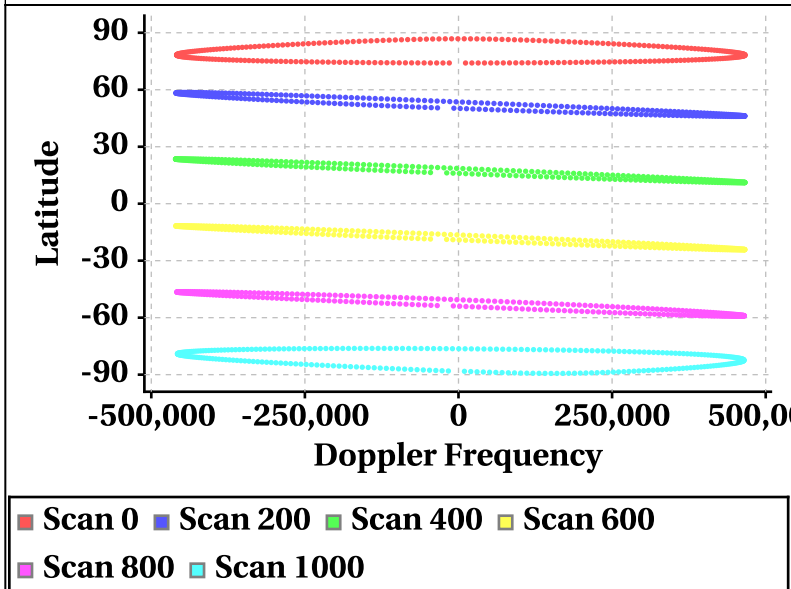


Doppler frequency variation at footprints: 1, 70, 140, 210 & 280 Outer Beam (VV)

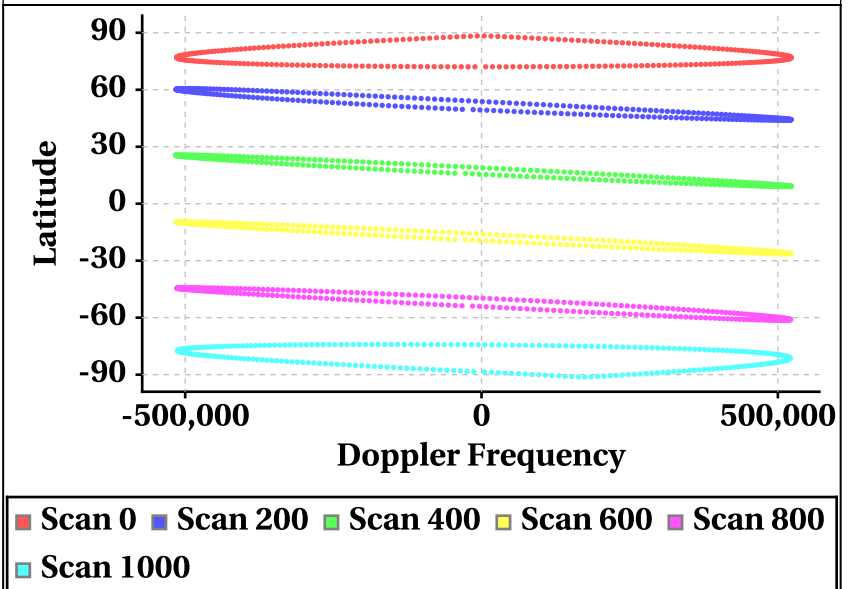


# Latitude Vs Doppler Frequency

Doppler Frequency at Scan Interval of 200 [Inner Beam(HH)]



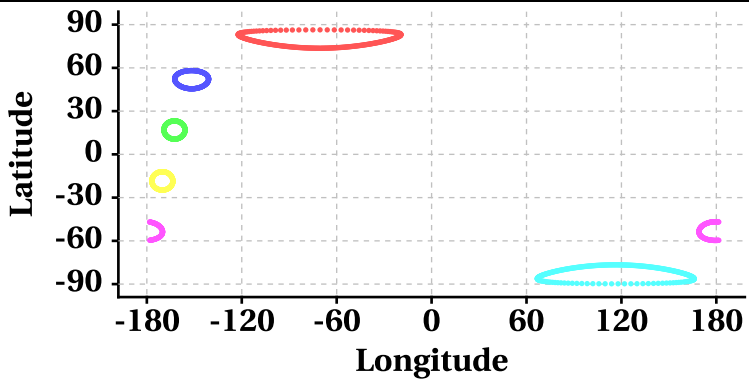
Doppler Frequency at Scan Interval of 200 [Outer Beam(VV)]



# Parameter as a function of Latitude

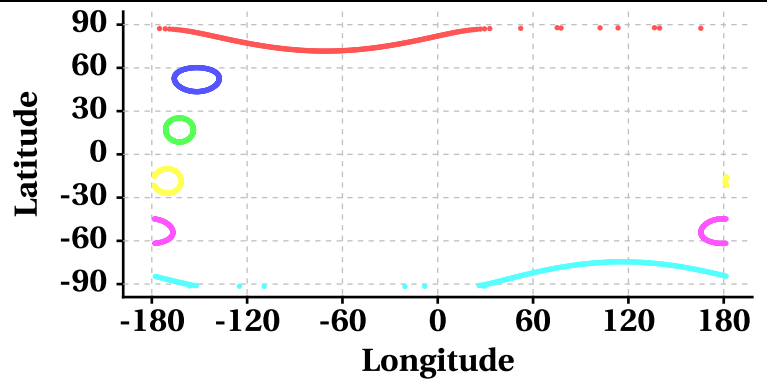
## Latitude Vs Longitude

Scan Trace [Inner Beam(HH)]



Scan 0 Scan 200 Scan 400 Scan 600  
Scan 800 Scan 1000

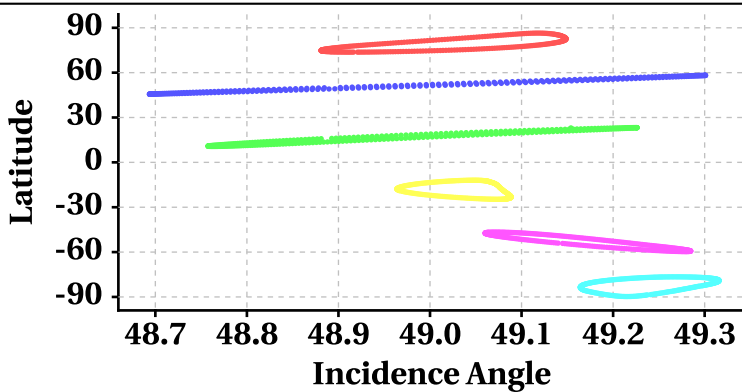
Scan Trace [Outer Beam (VV)]



Scan 0 Scan 200 Scan 400 Scan 600  
Scan 800 Scan 1000

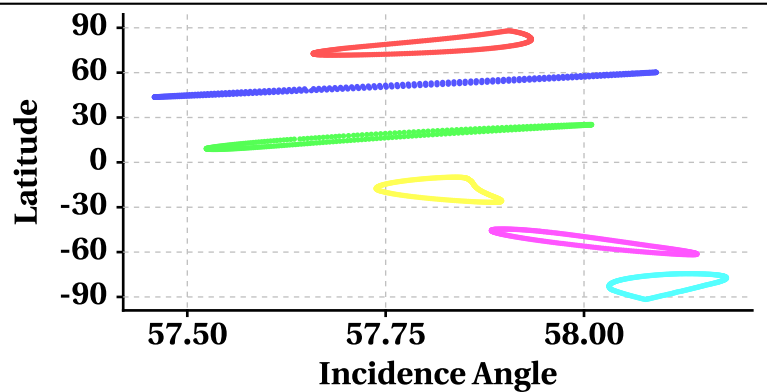
## Latitude Vs Incidence Angle

Incidence Angle at Scan Interval of 200 [Inner Beam(HH)]



Scan 0 Scan 200 Scan 400 Scan 600  
Scan 800 Scan 1000

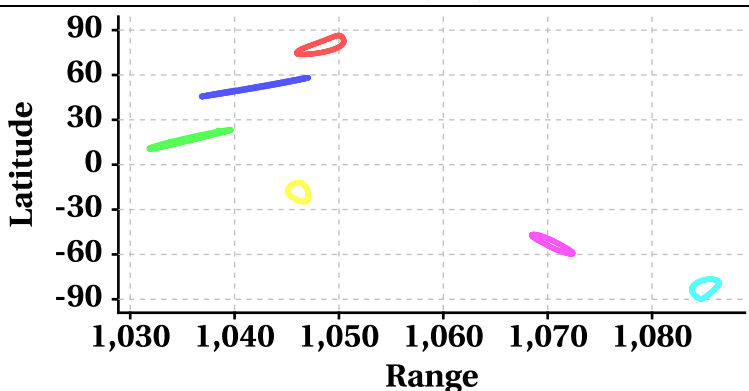
Incidence Angle at Scan Interval of 200 [Outer Beam (VV)]



Scan 0 Scan 200 Scan 400 Scan 600  
Scan 800 Scan 1000

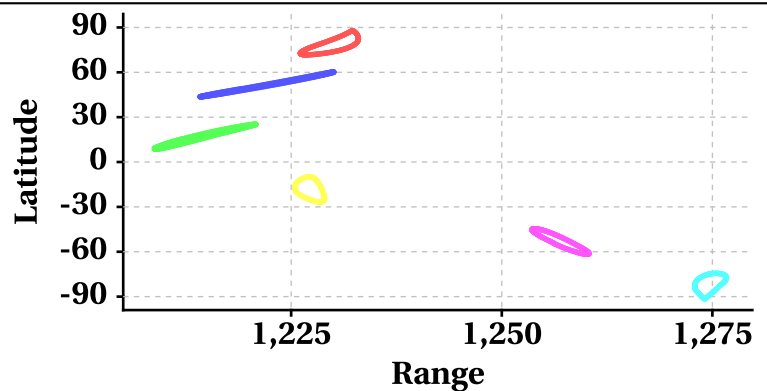
## Latitude Vs Range

Range at Scan Interval of 200 [Inner Beam(HH)]



Scan 0 Scan 200 Scan 400 Scan 600  
Scan 800 Scan 1000

Range at Scan Interval of 200 [Outer Beam(VV)]



Scan 0 Scan 200 Scan 400 Scan 600  
Scan 800 Scan 1000



# Variation in Orbit and Attitude Parameters

