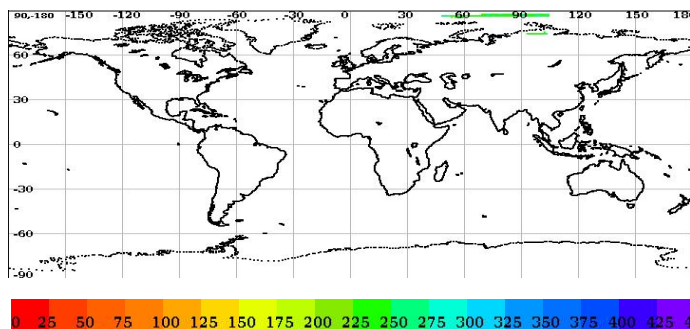


# Scatsat-1 Scatterometer Level-2A Data Quality Evaluation Report

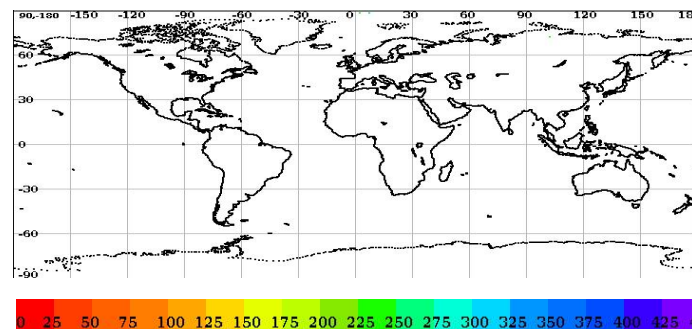
| Satellite      | Sensor          | Start Orbit       | End Orbit       |
|----------------|-----------------|-------------------|-----------------|
| SCATSAT-1      | Scatterometer   | 8629              | 8630            |
| WV Cells Along | WV Cells Across | EquatorCrossDate  | Production Date |
| 11             | 72              | 01-01-1970        | 14-05-2018      |
| Direction      | WVC Size(km)    | Processor Version |                 |
| NS             | 25              | v1.1.3            |                 |

## Brightness Temperature

Inner Beam (HH)

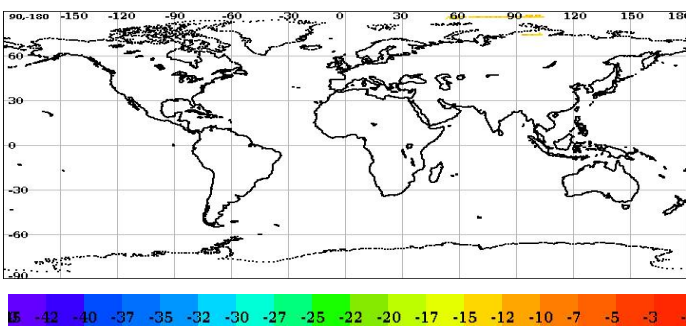


Outer Beam (VV)

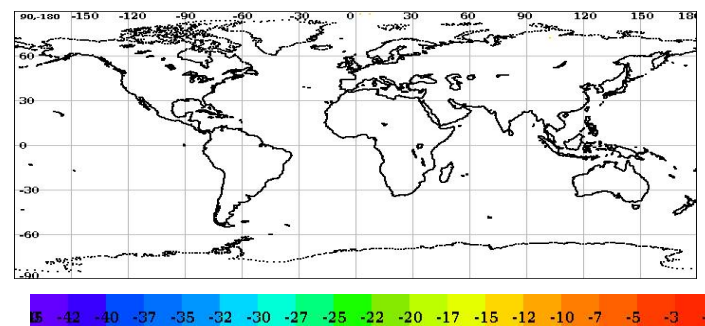


## Sigma0(dB)

Inner Beam (HH)



Outer Beam (VV)



## Level-2A Cell-wise Deviations\*

| Static Parameter Statistics (variations over the cell grid) for the Inner and Outer Beam |                 |         |              |         |         |              |                 |         |              |         |         |              |
|--|-----------------|---------|--------------|---------|---------|--------------|-----------------|---------|--------------|---------|---------|--------------|
| Parameter  | Inner Beam (HH) |         |              |         |         |              | Outer Beam (VV) |         |              |         |         |              |
|  | Aft             |         |              | Fore    |         |              | Aft             |         |              | Fore    |         |              |
|  | Min Rng         | Max Rng | Bad Occ. (%) | Min Rng | Max Rng | Bad Occ. (%) | Min Rng         | Max Rng | Bad Occ. (%) | Min Rng | Max Rng | Bad Occ. (%) |
| <b>Kpa</b>   | 0.00            | 0.06    | 0.00         | 0.00    | 0.06    | 0.00         | 0.00            | 0.00    | 0.00         | 100000  | -10000  | 0.00         |
| <b>Kpb</b>   | 0.00            | 0.08    | 0.00         | 0.00    | 0.08    | 0.00         | 0.00            | 0.00    | 0.00         | 100000  | -10000  | 0.00         |
| <b>Kpc</b>   | 0.00            | 0.00    | 0.00         | 0.00    | 0.00    | 0.00         | 0.00            | 0.00    | 0.00         | 100000  | -10000  | 0.00         |
| <b>Inc. Angle(deg)</b>   | 0.00            | 0.00    | 0.00         | 0.00    | 0.00    | 0.00         | 0.00            | 0.00    | 0.00         | 0.00    | 0.00    | 0.00         |
| <b>Delta Azi.Angle(deg)</b>  | 0.00            | 18.80   | 33.33        | 0.00    | 16.13   | 26.09        | 0.00            | 6.36    | 0.00         | 100000  | -10000  | 0.00         |

| Category wise Dynamic Parameter Statistics (Variations over the Cell grid) |                   |         |         |              |           |           |              |          |         |              |           |           |              |
|--|-------------------|---------|---------|--------------|-----------|-----------|--------------|----------|---------|--------------|-----------|-----------|--------------|
| Parameter  | Beam              | Sea Aft |         |              | Sea Fore  |           |              | Land Aft |         |              | Land Fore |           |              |
|  |                   | Min Rng | Max Rng | Bad Occ. (%) | Min Rng   | Max Rng   | Bad Occ. (%) | Min Rng  | Max Rng | Bad Occ. (%) | Min Rng   | Max Rng   | Bad Occ. (%) |
| <b>SNR(dB)</b>   | <b>Inner (HH)</b> | 0.00    | 4.57    | 0.00         | 0.00      | 12.82     | 0.00         | 0.00     | 9.17    | 0.00         | 0.00      | 10.35     | 0.00         |
|  | <b>Outer (VV)</b> | 0.93    | 0.93    | 0.00         | 100000.00 | -10000.00 | 0.00         | 0.00     | 0.00    | 0.00         | 100000.00 | -10000.00 | 0.00         |
| <b>Sigma0(dB)</b>  | <b>Inner (HH)</b> | 0.00    | 2.87    | 0.00         | 0.00      | 11.28     | 0.00         | 0.00     | 6.96    | 0.00         | 0.00      | 9.53      | 0.00         |
|  | <b>Outer (VV)</b> | 0.76    | 0.76    | 0.00         | 100000.00 | -10000.00 | 0.00         | 0.00     | 0.00    | 0.00         | 100000.00 | -10000.00 | 0.00         |

| Parameter Specifications with in a cell   |     |     |     |            |          |                  |             |
|---|-----|-----|-----|------------|----------|------------------|-------------|
| Parameter   | Kpa | Kpb | Kpc | Inci (deg) | SNR (dB) | Delta Azi. (deg) | Sigma0 (dB) |
| Range   | 1.0 | 1.0 | 1.0 | 3.0        | 20.0     | 10.0             | 20.0        |
| <span style="display: inline-block; width: 15px; height: 15px; background-color: green; margin-right: 5px;"></span> Normal <span style="display: inline-block; width: 15px; height: 15px; background-color: yellow; margin-right: 5px; margin-left: 20px;"></span> Deviation <span style="display: inline-block; width: 15px; height: 15px; background-color: orange; margin-right: 5px; margin-left: 20px;"></span> Alarming <span style="display: inline-block; width: 15px; height: 15px; background-color: red; margin-right: 5px; margin-left: 20px;"></span> High |     |     |     |            |          |                  |             |

\* Note: Deviations within a Cell for a category is observed and flagged if out of range specifications

