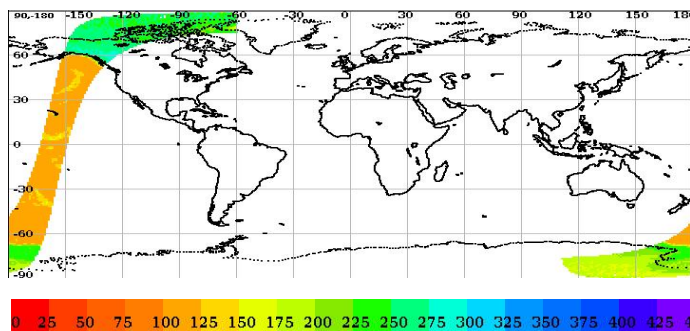


Scatsat-1 Scatterometer Level-2A Data Quality Evaluation Report

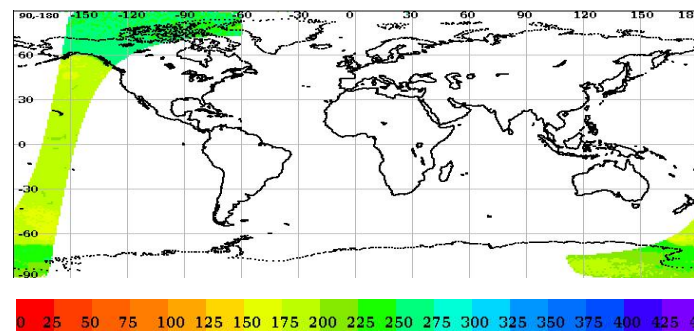
| Satellite | Sensor | Start Orbit | End Orbit |
|----------------|-----------------|-------------------|-----------------|
| SCATSAT-1 | Scatterometer | 19119 | 19120 |
| WV Cells Along | WV Cells Across | EquatorCrossDate | Production Date |
| 404 | 36 | 06-05-2020 | 06-05-2020 |
| Direction | WVC Size(km) | Processor Version | |
| NS | 50 | v1.1.4 | |

Brightness Temperature

Inner Beam (HH)

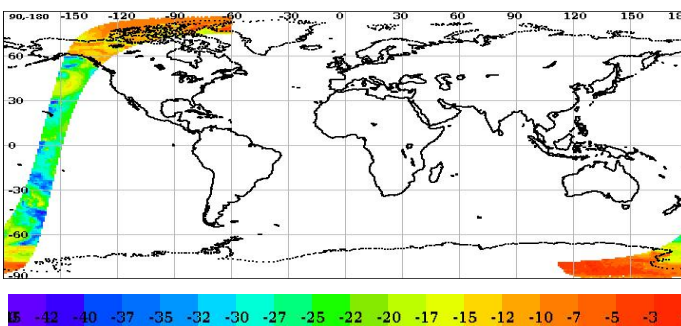


Outer Beam (VV)

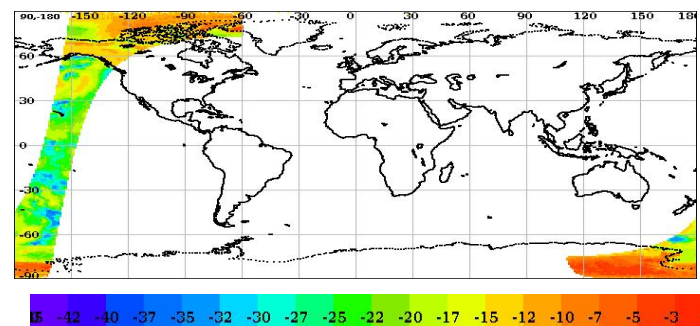


Sigma0(dB)

Inner Beam (HH)



Outer Beam (VV)



Invariant Site Sigma-0 Statistics for Ascending/Descending, Fore/Aft in HH/VV beams

| Site Name | Center Lat | Center Lon | Beam | Node | ScanDir | Sigma0 Min | Sigma0 Max | Sigma0 Mean | Sigma0 Std | BT Min | BT Max | BT Mean | BT Std |
|-----------|------------|------------|-------|------|---------|------------|------------|-------------|------------|--------|--------|---------|--------|
| ANT_1 | -75.00 | 121.00 | Outer | DSC | Fore | -10.93 | -5.55 | -8.52 | 1.22 | 185.14 | 235.01 | 215.01 | 13.14 |

Level-2A Cell-wise Deviations*

| Static Parameter Statistics (variations over the cell grid) for the Inner and Outer Beam | | | | | | | | | | | | |
|--|-----------------|---------|--------------|---------|---------|--------------|-----------------|---------|--------------|---------|---------|--------------|
| Parameter | Inner Beam (HH) | | | | | | Outer Beam (VV) | | | | | |
| | Aft | | | Fore | | | Aft | | | Fore | | |
| | Min Rng | Max Rng | Bad Occ. (%) | Min Rng | Max Rng | Bad Occ. (%) | Min Rng | Max Rng | Bad Occ. (%) | Min Rng | Max Rng | Bad Occ. (%) |
| Kpa | 0.00 | 0.07 | 0.00 | 0.00 | 0.07 | 0.00 | 0.00 | 0.07 | 0.00 | 0.00 | 0.07 | 0.00 |
| Kpb | 0.00 | 0.09 | 0.00 | 0.00 | 0.09 | 0.00 | 0.00 | 0.09 | 0.00 | 0.00 | 0.09 | 0.00 |
| Kpc | 0.00 | 0.00 | 0.00 | 0.00 | 0.00 | 0.00 | 0.00 | 0.00 | 0.00 | 0.00 | 0.00 | 0.00 |
| Inc. Angle(deg) | 0.00 | 0.00 | 0.00 | 0.00 | 0.00 | 0.00 | 0.00 | 0.00 | 0.00 | 0.00 | 0.00 | 0.00 |
| Delta Azi.Angle(deg) | 0.00 | 160.15 | 10.06 | 0.00 | 31.51 | 14.02 | 0.00 | 181.13 | 10.05 | 0.00 | 35.00 | 12.35 |

| Category wise Dynamic Parameter Statistics (Variations over the Cell grid) | | | | | | | | | | | | | |
|--|-------------------|---------|---------|--------------|----------|---------|--------------|----------|---------|--------------|-----------|---------|--------------|
| Parameter | Beam | Sea Aft | | | Sea Fore | | | Land Aft | | | Land Fore | | |
| | | Min Rng | Max Rng | Bad Occ. (%) | Min Rng | Max Rng | Bad Occ. (%) | Min Rng | Max Rng | Bad Occ. (%) | Min Rng | Max Rng | Bad Occ. (%) |
| SNR(dB) | Inner (HH) | 0.00 | 48.08 | 3.19 | 0.00 | 44.18 | 4.20 | 0.00 | 18.40 | 0.00 | 0.00 | 20.62 | 0.05 |
| | Outer (VV) | 0.00 | 40.88 | 4.26 | 0.00 | 39.93 | 5.09 | 0.00 | 26.79 | 0.05 | 0.00 | 32.05 | 0.44 |
| Sigma0(dB) | Inner (HH) | 0.00 | 49.35 | 3.12 | 0.00 | 43.92 | 3.77 | 0.00 | 17.23 | 0.00 | 0.00 | 18.98 | 0.00 |
| | Outer (VV) | 0.00 | 41.69 | 3.81 | 0.00 | 38.63 | 4.37 | 0.00 | 24.82 | 0.05 | 0.00 | 31.02 | 0.28 |

| Parameter Specifications with in a cell | | | | | | | |
|---|-----|-----|-----|------------|----------|------------------|-------------|
| Parameter | Kpa | Kpb | Kpc | Inci (deg) | SNR (dB) | Delta Azi. (deg) | Sigma0 (dB) |
| Range | 1.0 | 1.0 | 1.0 | 3.0 | 20.0 | 10.0 | 20.0 |

■ Normal
 ■ Deviation
 ■ Alarming
 ■ High

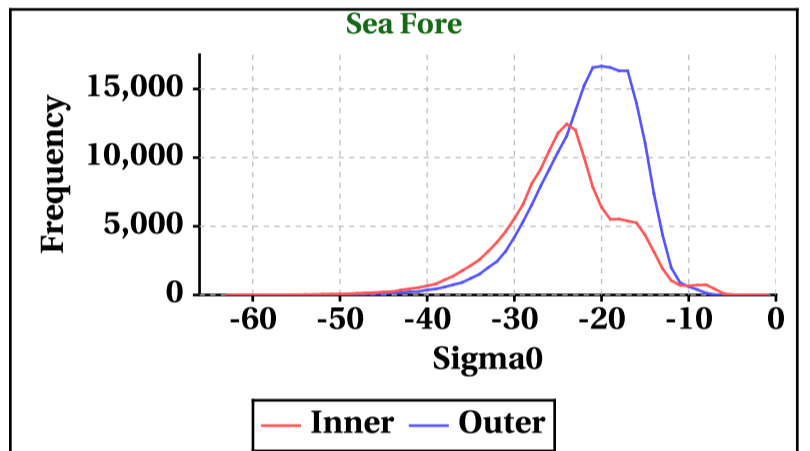
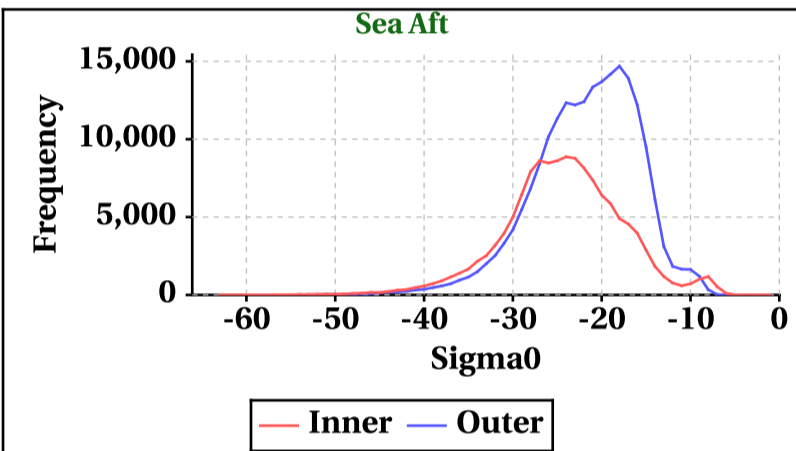
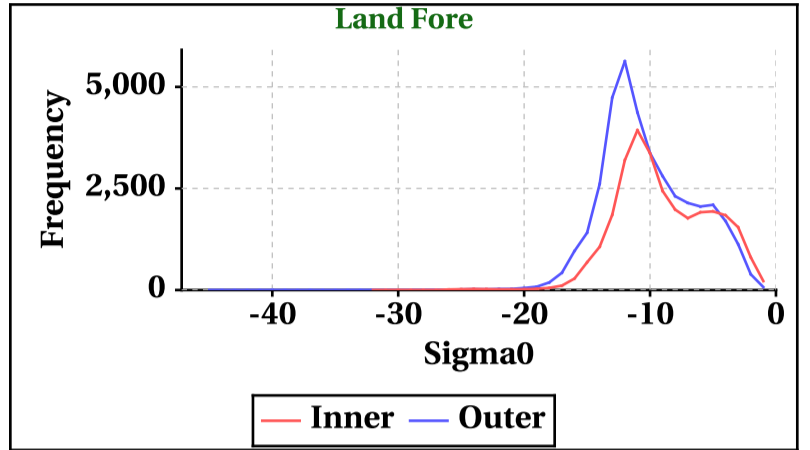
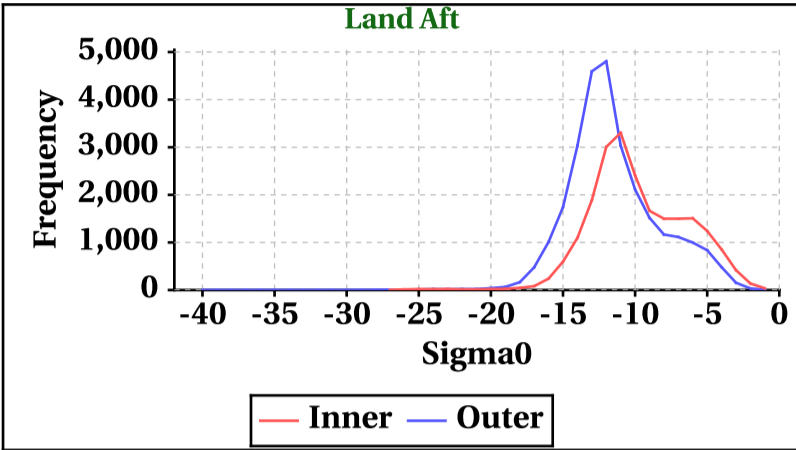
* Note: Deviations within a Cell for a category is observed and flagged if out of range specifications

Dynamic Range (Data Histograms)

Sigma0(db)

| Inner Beam (HH) | | | | |
|-----------------|----------|-----------|---------|----------|
| | Land Aft | Land Fore | Sea Aft | Sea Fore |
| Min | -27 | -32 | -63 | -63 |
| Max | -1 | -1 | -1 | -1 |

| Outer Beam (VV) | | | | |
|-----------------|----------|-----------|---------|----------|
| | Land Aft | Land Fore | Sea Aft | Sea Fore |
| Min | -40 | -45 | -59 | -59 |
| Max | -1 | -1 | -1 | -1 |



Brightness Temperature(K)

| Inner Beam(HH) | | | | |
|----------------|----------|-----------|---------|----------|
| | Land Aft | Land Fore | Sea Aft | Sea Fore |
| Min | 1 | 1 | 1 | 1 |
| Max | 345 | 339 | 318 | 319 |

| Outer Beam(VV) | | | | |
|----------------|----------|-----------|---------|----------|
| | Land Aft | Land Fore | Sea Aft | Sea Fore |
| Min | 1 | 1 | 1 | 1 |
| Max | 317 | 336 | 315 | 317 |

